

COMMUNITY PERCEPTION SURVEY- SINDHUPALCHOWK SPECIFIC



INTER-AGENCY COMMON FEEDBACK PROJECT Nepal Earthquake 2015

Bipin Jha

Ankit Khanal

September 2015

Community Perception Data Supported By:



Inter-Agency Common Feedback Project funded by:



This material has been funded by UK Aid from the UK Government; however, the views expressed do not necessarily reflect the UK government's official policies

100 surveys were conducted in Sindhupalchowk District for the mentioned questionnaires.

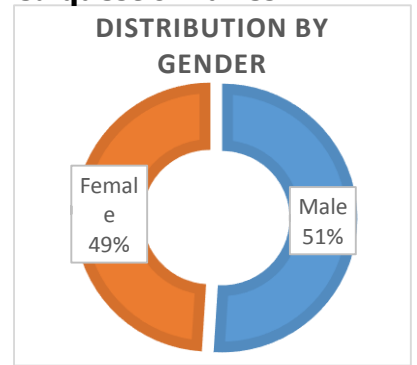
Note: All the values are expressed in percentages

Distribution by caste/ethnicity:

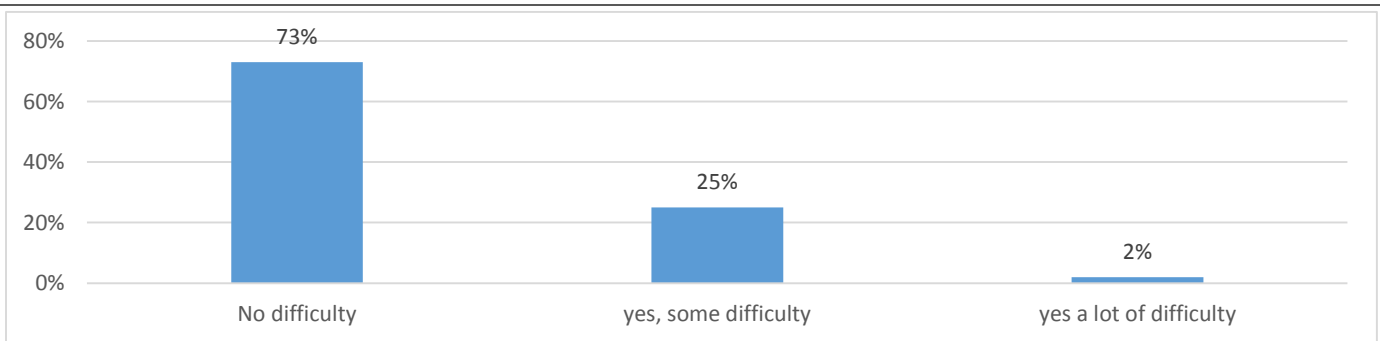
Brahmin- 8	(1 female)
Chhetri- 31	(17 female)
Dalit- 12	(8 female)
Gurung- 1	(1 female)
Janajati- 7	(3 female)
Newar- 14	(8 female)
Others- 10	(4 female)
Tamang- 16	(7 female)

Distribution by age:

15-24: 11	(5 female)
25-39: 32	(18 female)
40-54: 38	(16 female)
55+: 15	(7 female)
Refused: 3	(3 female)

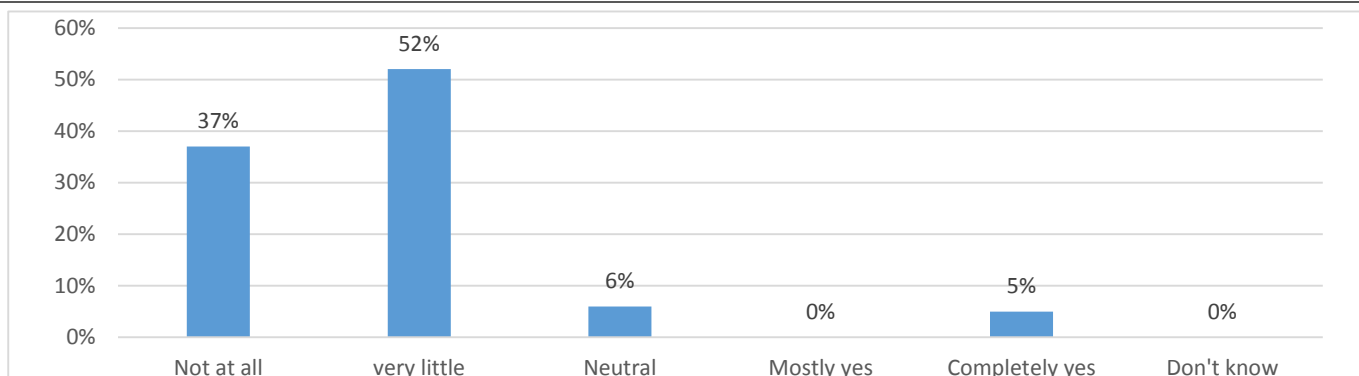


1 Do you have any health problem?



- Women- 69% no difficulty, 4% a lot of difficulty, 27% some difficulty;
Men- 78% no difficulty, 22% some difficulty;
- Brahmin – 88% no difficulty, 13% some difficulty;
Chhetri – 87% no difficulty, 13% some difficulty;
Dalit – 67% no difficulty, 17% a lot of difficulty and 17% some difficulty;
Gurung – 100% some difficulty;
Janajati – 71% no difficulty, 29% some difficulty
Newar – 50% no difficulty, 50% some difficulty;
Other – 70% no difficulty, 30% some difficulty;
Tamang– 75% no difficulty, 25% some difficulty
- 15-24 –100% no difficulty;
25-39 –72% no difficulty, 3% a lot of difficulty and 25% some difficulty;
40-54 –76% no difficulty, 3% a lot of difficulty and 21% some difficulty;
55+ –60% no difficulty, 40% some difficulty;

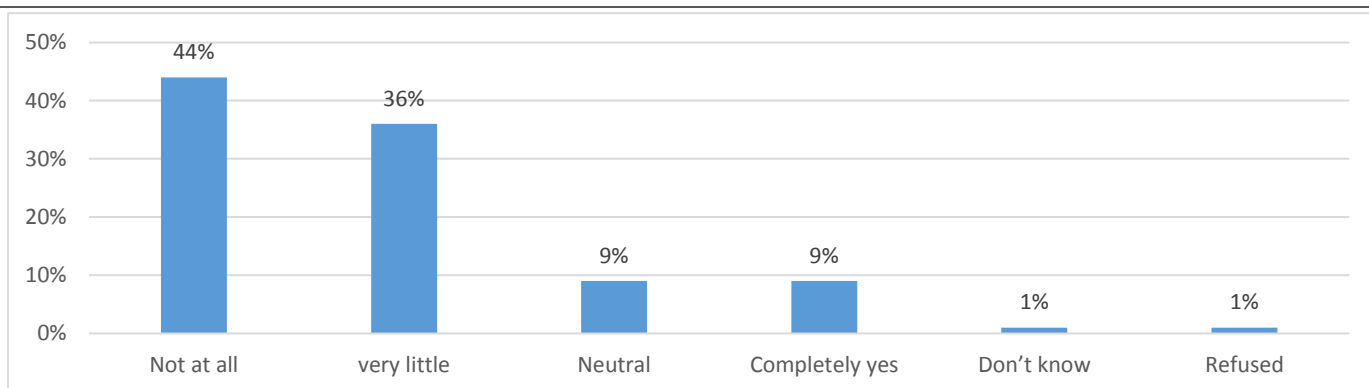
2 Are your main problems being addressed?



Those saying their problem is not addressed, their biggest problem was long term shelter (housing) for 83% of people and second biggest problem was financial support for 28% of people

- Women – 92% negative, 8% positive;
Men – 86% negative, 12% neutral, 2% positive;
- Brahmin – 88% negative, 12% neutral;
Chhetri – 74% negative, 13% neutral, 13% positive;
Dalit – 92% negative, 8% positive;
Gurung – 100% negative;
Janajati – 100% negative;
Newar – 100% negative;
Other – 90% negative, 10% neutral;
Tamang – 100% negative;
- 15-24 – 100% negative;
25-39 – 88% negative, 6% neutral, 6% positive;
40-54 – 87% negative, 11% neutral, 3% positive;
55+ – 87% negative, 13% positive;

3 Are you satisfied with what government is doing for you after the earthquake?

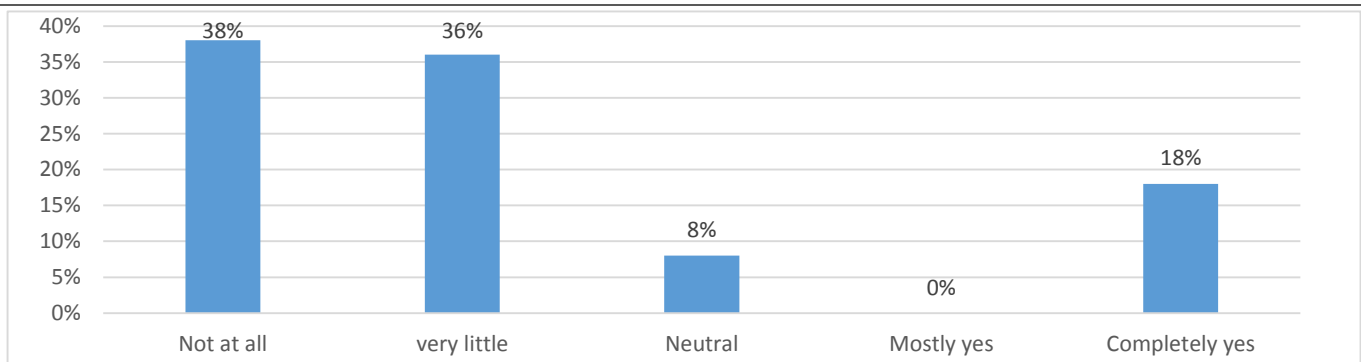


People who were not satisfied, said they need building material (40% of people) as their top need from government and 46% of people said they need cash for work as their second important thing from government

- Women – 80% negative, 8% neutral, 10% positive and 2% don't know;
Men – 80% negative, 10% neutral, 8% positive and 2% don't know;

- Brahmin – 100% negative;
Chhetri – 61% negative, 19% neutral, 16% positive and 3% refused;
Dalit – 67% negative, 8% neutral, 17% positive and 8% don't know;
Gurung – 100% negative;
Janajati –86% negative, 14% positive;
Newar – 100% negative;
Other– 70% negative, 20% neutral, 10% positive;
Tamang–100% negative;
- 15-24 –82% negative, 9% neutral, 9% positive;
25-39 –81% negative, 9% neutral, 6 % positive and 4% don't know;
40-54 –76% negative, 8% neutral, 13% positive and 3% refused;
55+ – 87% negative, 7% neutral, 7% positive;

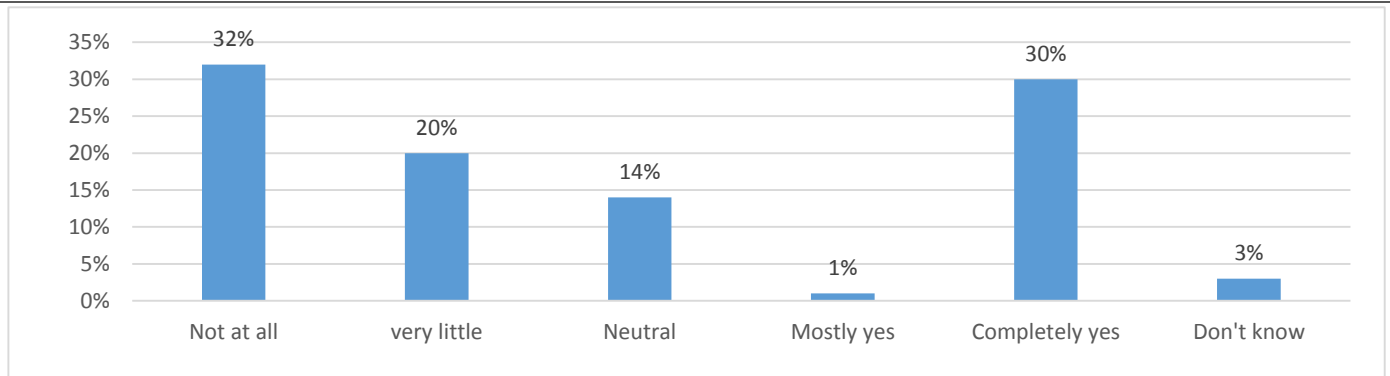
4 Do you have information you need to get relief and support?



Among people saying they don't have information, the top thing they need information was on news about government decision (43% of people said this) and second most important thing was on how to get shelter materials (32% of people)

- Women – 82% negative, 6% neutral, 12% positive;
Men – 66% negative, 10% neutral, 24% positive;
- Brahmin – 63% negative, 25% neutral, 13% positive;
Chhetri – 74% negative, 6% neutral, 19% positive;
Dalit – 92% negative, 8% positive;
Gurung – 100% negative;
Janajati –100% negative;
Newar – 71% negative, 7% neutral, 21% positive;
Other– 30% negative, 30% neutral, 40% positive;
Tamang– 81% negative, 19% positive;
- 15-24 –36% negative, 64% positive;
25-39 –68% negative, 16% neutral, 16% positive;
40-54 –82% negative, 5% neutral, 13% positive;
55+ – 93% negative, 7% neutral;

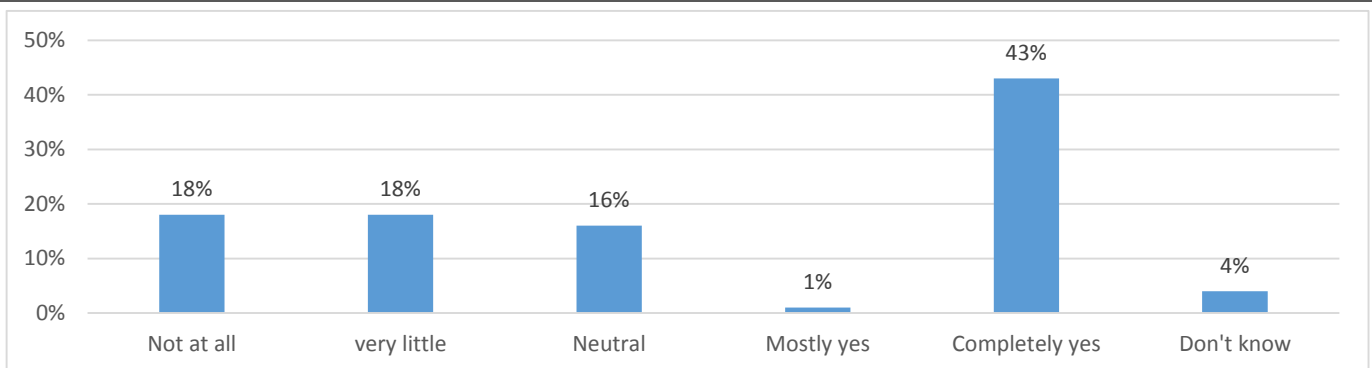
5 Are you satisfied with what NGOs are doing for you after earthquake?



Those saying they are not satisfied, mentioned building materials (41% of people) and cash for work (41% of people) as top need and second most important need from NGOs

- Women – 49% negative, 18% neutral, 29% positive and 4% don't know;
Men – 54% negative, 10% neutral, 34% positive and 2% don't know;
- Brahmin – 63% negative, 13% neutral, 25% positive;
Chhetri – 52% negative, 19% neutral, 29% positive;
Dalit – 25% negative, 25% neutral, 42% positive and 8% don't know;
Gurung – 100% neutral;
Janajati – 71% negative, 29% positive;
Newar – 64% negative, 29% positive and 7% don't know;
Other – 70% negative, 10% neutral, 20% positive;
Tamang – 38% negative, 12% neutral, 44% positive and 6% don't know;
- 15-24 – 18% negative, 27% neutral, 55% positive;
25-39 – 50% negative, 16% neutral, 34% positive;
40-54 – 58% negative, 13% neutral, 26% positive and 3% don't know;
55+ – 53% negative, 7% neutral, 27% positive and 13% don't know;

6 Is support provided in a fair way?



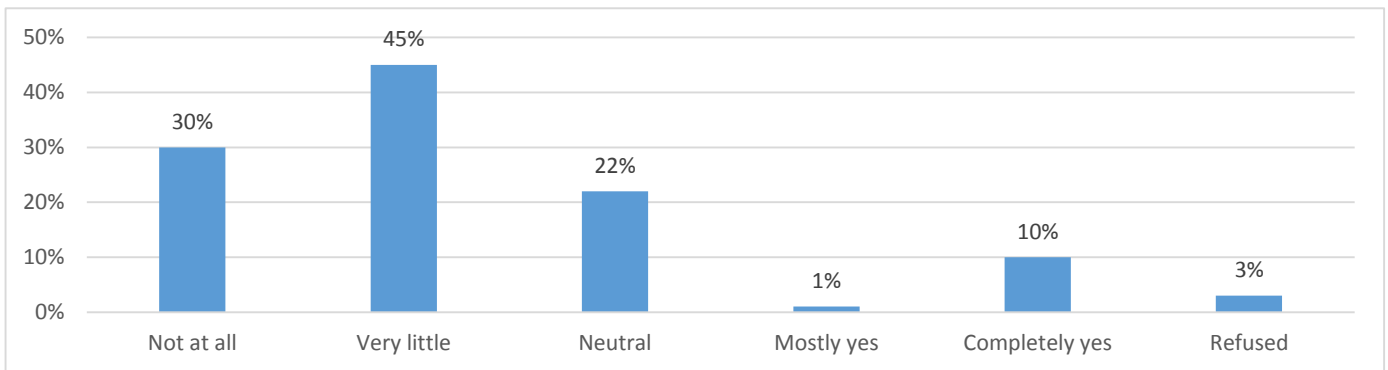
Those saying support is not provided fairly said it was based on politics (33% of people) as their top and second top reason for support not being provided fairly

- Women – 37% negative, 20% neutral, 37% positive and 6% don't know;
Men – 34% negative, 12% neutral, 52% positive and 2% don't know;
- Brahmin – 13% negative, 13% neutral, 74% positive;
Chhetri – 29% negative, 26% neutral, 45% positive;

Dalit – 25% negative, 17% neutral, 50% positive and 8% don't know;
 Gurung –100% neutral;
 Janajati –57% negative, 43% positive;
 Newar – 57% negative, 7% neutral, 29% positive and 7% don't know;
 Other– 50% negative, 20% neutral, 30% positive;
 Tamang–31% negative, 6% neutral, 50% positive and 13% don't know;

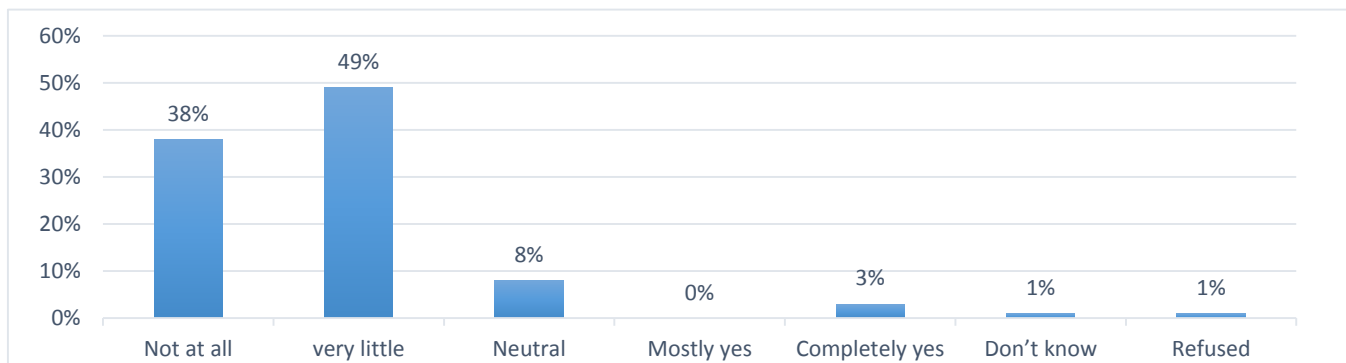
- 15-24 –27% negative, 9% neutral, 55% positive and 9% don't know;
 25-39 –34% negative, 19% neutral, 47% positive;
 40-54 –32% negative, 18% neutral, 47% positive and 3% don't know;
 55+ – 47% negative, 7% neutral, 33% positive and 13% don't know;

7 Are you prepared for monsoon?



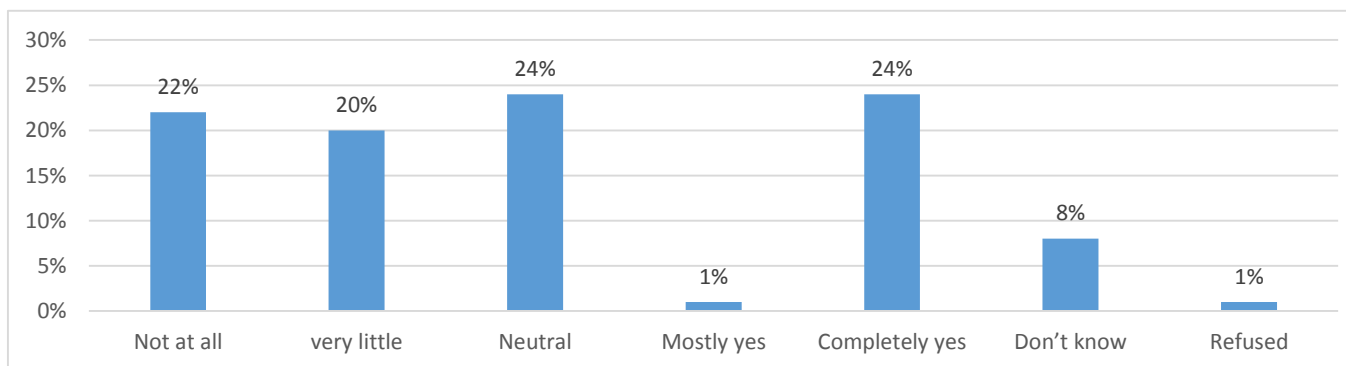
- Women – 73% negative, 14% neutral, 8% positive and 4% refused;
 Men – 78% negative, 8% neutral, 12% positive and 2% refused;
- Brahmin – 75% negative, 13% neutral, 13% positive;
 Chhetri – 55% negative, 26% neutral, 16% positive and 3% refused;
 Dalit – 67% negative, 8% neutral, 17% positive and 8% refused;
 Gurung – 100% negative;
 Janajati –100% negative;
 Newar – 93% negative, 7% neutral;
 Other– 80% negative, 20% positive;
 Tamang–94% negative and 6% refused;
- 15-24 –91% negative and 9% refused;
 25-39 –66% negative, 16% neutral, 12% positive and 6% refused;
 40-54 –71% negative, 16% neutral, 13% positive;
 55+ – 93% negative, 7% positive;

8 Do you feel you have been heard?



- Women – 84% negative, 10% neutral, 4% positive and 2% don't know;
Men – 90% negative, 6% neutral, 2% positive and 2% refused;
- Brahmin – 63% negative, 25% neutral, 13% positive;
Chhetri – 81% negative, 13% neutral, 3% positive and 3% don't know;
Dalit – 83% negative, 8% neutral, 8% positive;
Gurung – 100% negative;
Janajati – 100% negative;
Newar – 100% negative;
Other – 80% negative, 10% neutral and 10% refused;
Tamang – 100% negative;
- 15-24 – 100% negative;
25-39 – 78% negative, 13% neutral, 3% positive, 3% don't know and 3% refused;
40-54 – 89% negative, 8% neutral, 3% positive;
55+ – 87% negative, 7% neutral, 7% positive;

9 Overall, is post-earthquake relief effort making progress?

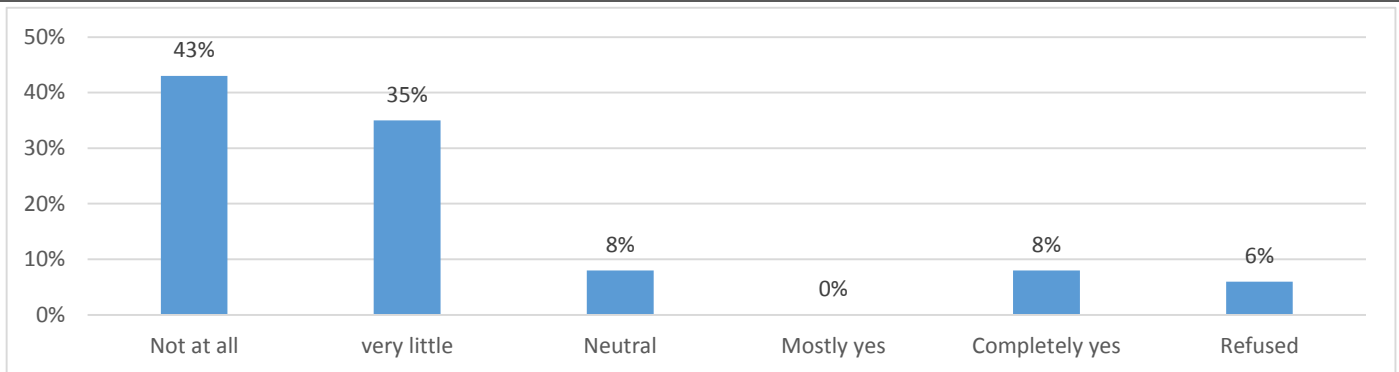


- Women – 45% negative, 33% neutral, 12% positive and 10% don't know;
Men – 38% negative, 16% neutral, 38% positive, 6% don't know and 2% refused;
- Brahmin – 25% neutral, 75% positive;
Chhetri – 32% negative, 45% neutral, 16% positive, 3% don't know and 3% refused;
Dalit – 67% negative, 17% neutral, 8% positive and 8% don't know;
Gurung – 100% neutral;
Janajati – 71% negative, 29% positive;
Newar – 50% negative, 29% positive and 21% don't know;
Other – 40% negative, 30% neutral, 10% positive and 20% don't know;

Tamang—44% negative, 13% neutral, 38% positive and 6% don't know;

- 15-24 —45% negative, 27% neutral, 18% positive and 9% refused;
- 25-39 —44% negative, 28% neutral, 19% positive and 9% don't know;
- 40-54 —42% negative, 18% neutral, 37% positive and 3% don't know;
- 55+ — 20% negative, 33% neutral, 20% positive and 27% don't know;

10 As women, are your particular problem being addressed?



Those women who said their problem is not being addressed, their biggest problem was long term shelter (housing) for 49% of women and financial support was the second biggest problem for 19% of women

- Women — 78% negative, 8% neutral, 8% positive and 6% refused;
- Brahmin —100% neutral; (Total: 1 female)
- Chhetri — 65% negative, 18% neutral, 12% positive and 6% refused; (Total: 17 female)
- Dalit — 88% negative, 13% positive; (Total: 8 female)
- Gurung — 100% negative; (Total: 1 female)
- Janajati — 100% negative, % neutral, % positive and % Don't know; (Total: 3 female)
- Newar — 75% negative and 25% refused; (Total: 8 female)
- Other— 100% negative, % neutral, % positive and % Don't know; (Total: 4 female)
- Tamang—86% negative, 14% positive; (Total: 7 female)
- 15-24 —80% negative, % neutral, % positive and 20% refused; (Total: 5 female)
- 25-39 —67% negative, 11% neutral, 17% positive and 6% refused; (Total: 18 female)
- 40-54 —88% negative, 12% neutral; (Total: 16 female)
- 55+ — 86% negative and 14% refused; (Total: 7 female)
