



INTER-AGENCY COMMON FEEDBACK PROJECT Nepal Earthquake 2015

# Community perception survey- Lalitpur

---

ROUND 2

**Bipin Jha**

**Ankit Khanal**

September 2015

# Community Perception Data Supported By:



# Inter-Agency Common Feedback Project funded by:



*This material has been funded by UK Aid from the UK Government; however, the views expressed do not necessarily reflect the UK government's official policies*

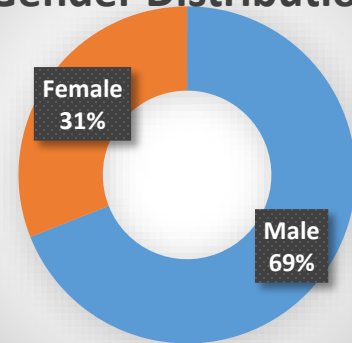
100 surveys were conducted in Lalitpur District for the mentioned questionnaires.

**Note: All the values are expressed in percentages**

### Distribution by Caste/Ethnicity



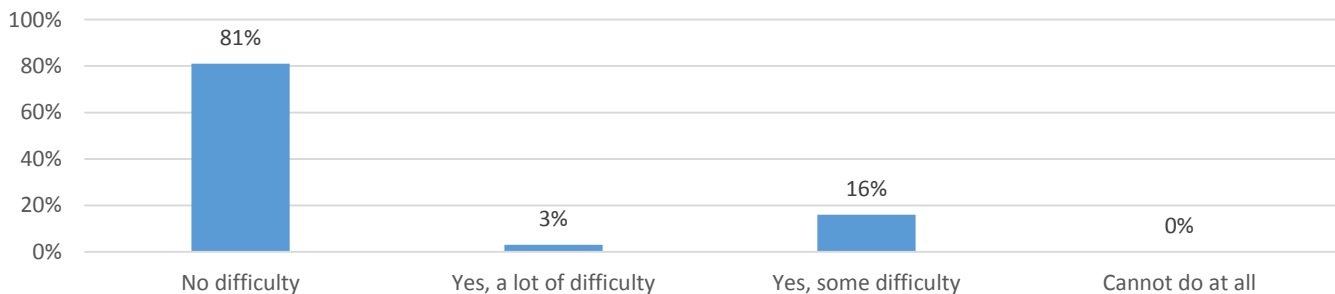
### Gender Distribution



### Distribution by age:

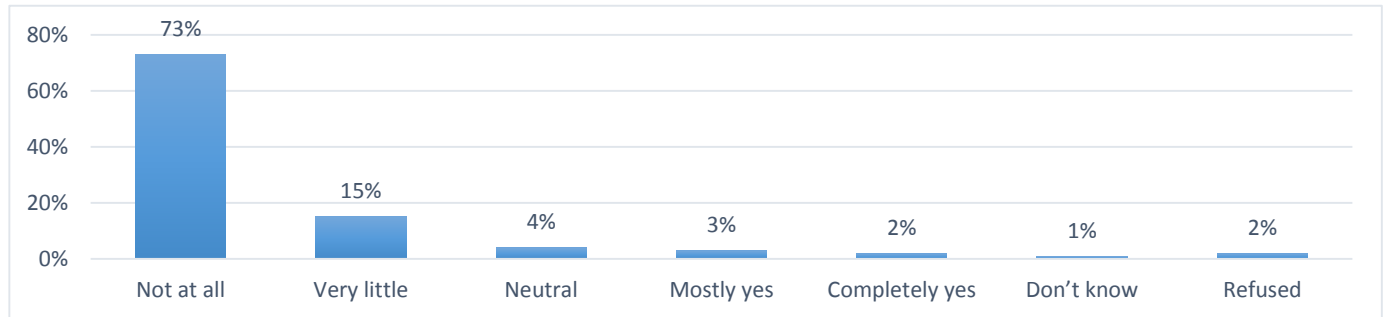
15-24: 6  
 25-39: 42  
 40-54: 30  
 55+: 17  
 Don't know: 1  
 Refused: 4

## 1 Do you have any health problem?



- Women- 69% no difficulty, 5% a lot of difficulty and 5% some difficulty  
 Men- 78% no difficulty, 2% a lot of difficulty and 20% some difficulty
- Brahmin – 68% no difficulty, 5% a lot of difficulty and 26% some difficulty  
 Chhetri – 74% no difficulty, 11% a lot of difficulty and 16% some difficulty  
 Dalit – 100% no difficulty  
 Janajati – 67% no difficulty, 33% some difficulty  
 Newar – 92% no difficulty and 8% some difficulty  
 Other – 80% no difficulty and 20% some difficulty  
 Tamang – 80% no difficulty and 20% some difficulty
- 15-24 – 100% no difficulty  
 25-39 – 93% no difficulty and 7% some difficulty  
 40-54 – 83% no difficulty, 3% a lot of difficulty and 13% some difficulty  
 55+ – 41% no difficulty, 12% a lot of difficulty and 47% some difficulty

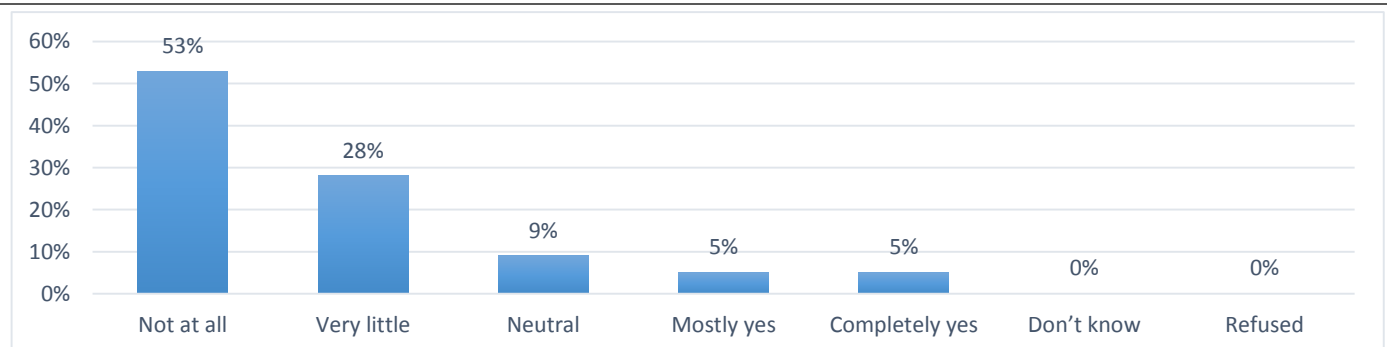
## 2 Are your main problems being addressed?



Among total people surveyed, 92% of people (saying not at all, very little and staying neutral) in Lalitpur responded that their main problems are not being addressed. Of those, the biggest problem was long term shelter/housing (57%) and second biggest problem was financial support (36%)

- Women – 84% negative, 3% neutral, 6% positive, 6% don't know and 6% refused;  
Men – 90% negative, 4% neutral, 4% positive and 2% refused
- Brahmin – 95% negative, 5% neutral  
Chhetri – 95% negative and 5% positive  
Dalit – 100% negative  
Janajati – 67% negative, 33% refused  
Newar – 83% negative, 8% neutral and 6% positive  
Other – 80% negative, 20% refused  
Tamang – 87% negative, 13% positive
- 15-24 – 83% negative and 17% positive  
25-39 – 83% negative, 5% neutral, 5% positive and 5% refused  
40-54 – 90% negative, 7% neutral and 3% positive  
55+ – 94% negative and 6% positive

## 3 Are you satisfied with what government is doing for you after the earthquake?



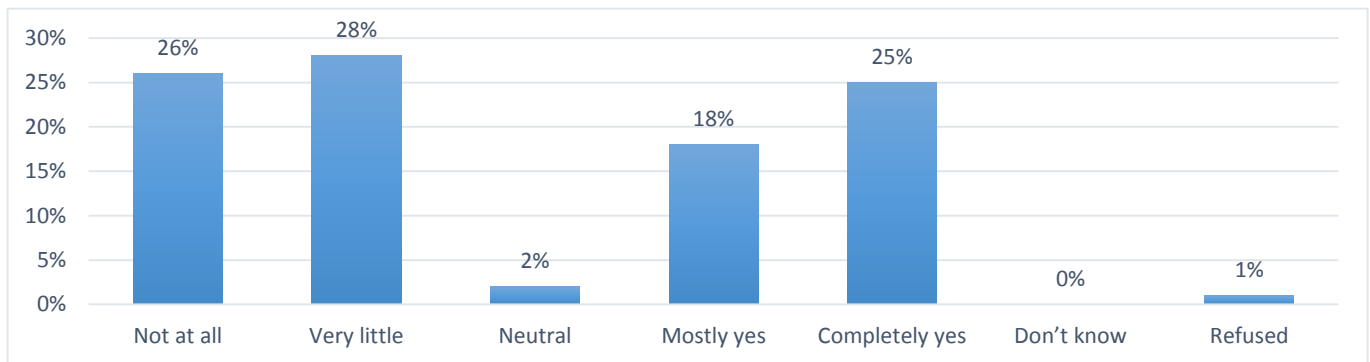
Of the 90% of people (saying not at all, very little and staying neutral) who were not satisfied, the top needs identified were building materials (59%) and second important need was cash for work (48%)

- Women – 84% negative, 10% neutral and 6% positive;  
Men – 80% negative, 8% neutral and 12% positive
- Brahmin – 89% negative, 11% positive  
Chhetri – 79% negative, 5% neutral and 16% positive

Dalit – 67% negative, 33% neutral  
 Janajati –100% negative  
 Newar –75% negative, 17% neutral and 8% positive  
 Other– 80% negative, 20% neutral  
 Tamang–87% negative and 13% positive

- 15-24 –50% negative, 17% neutral and 33% positive  
 25-39 –83% negative, 10% neutral and 7% positive  
 40-54 –80% negative, 10% neutral and 10% positive  
 55+ – 82% negative, 6% neutral and 12% positive

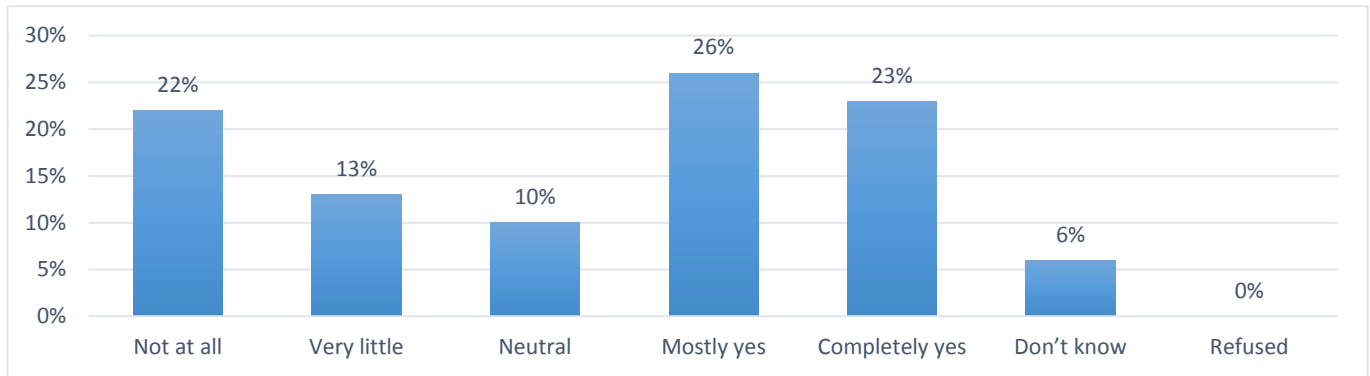
## 4 Do you have information you need to get relief and support?



Of those who responded negatively to this question, the top information need were identified as news about government decisions (73%) and second important need was information on how to get shelter materials (54%)

- Women – 84% negative and 16% positive;  
 Men – 41% negative, 3% neutral and 55% positive
- Brahmin – 58% negative, 37% positive and 5% refused  
 Chhetri – 42% negative, 5% neutral and 53% positive  
 Dalit – 100% negative  
 Janajati –33% negative and 77% positive  
 Newar –58% negative, 3% neutral and 39% positive  
 Other– 60% negative and 40% positive  
 Tamang– 47% negative and 53% positive
- 15-24 – 50% negative and 50% positive  
 25-39 –50% negative and 50% positive  
 40-54 –47% negative, 3% neutral, 47% positive and 3% refused  
 55+ – 82% negative and 18% positive

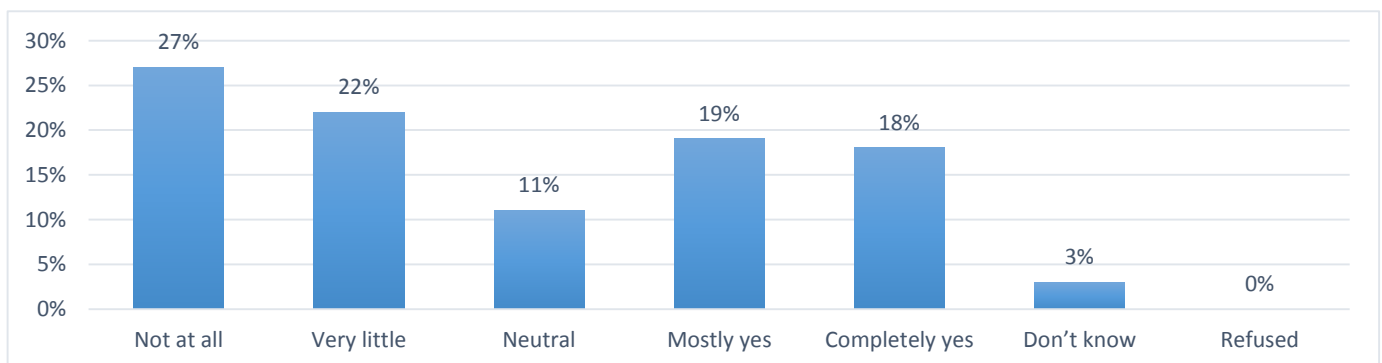
## 5 Are you satisfied with what NGOs are doing for you after earthquake?



Of the 45% of people (saying not at all, very little and staying neutral) who state they are not satisfied with NGO support, the top need and second most important need identified were the same as those desired from government: building materials (69%) and cash for work (65%) respectively

- Women – 35% negative, 19% neutral and 39% positive;  
Men – 35% negative, 6% neutral and 54% positive
- Brahmin – 58% negative, 42% positive  
Chhetri – 42% negative, 26% positive, 32% don't know  
Dalit – 33% negative, 33% neutral and 33% positive  
Janajati – 100% positive  
Newar – 11% negative, 22% neutral and 67% positive  
Other – 20% negative and 80% positive  
Tamang – 66% negative, 7% neutral and 27% positive
- 15-24 – 17% negative, 67% positive and 17% don't know  
25-39 – 40% negative, 7% neutral, 45% positive and 7% don't know  
40-54 – 27% negative, 17% neutral and 38% positive  
55+ – 47% negative, 12% neutral and 35% positive

## 6 Is support provided in a fair way?

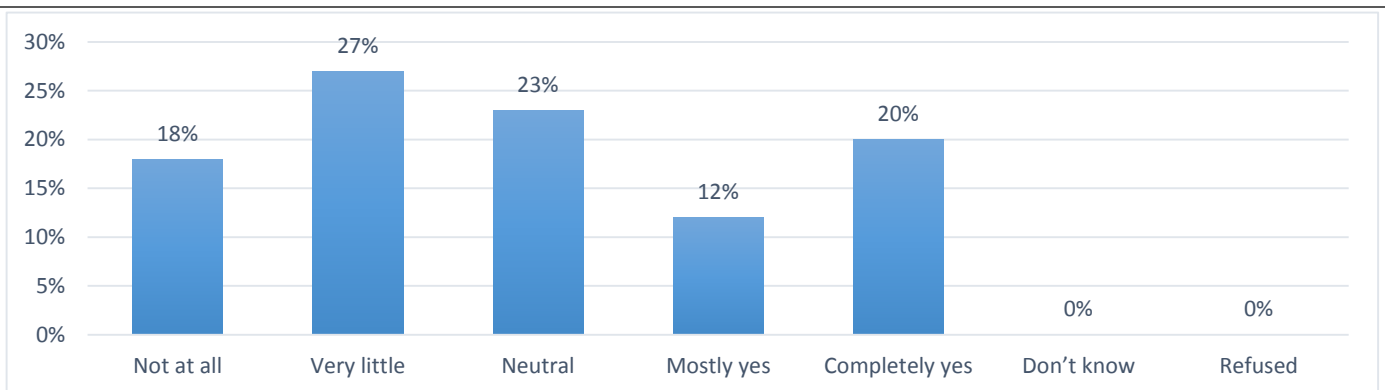


The main barriers to support being provided in a fair manner, as identified by the 60% of people (saying not at all, very little and staying neutral) who responded that support was not provided fairly, the top and second most important reasons identified were based on caste (33%) and based on politics (24%) respectively

- Women – 58% negative, 16% neutral and 19% positive;  
Men – 45% negative, 9% neutral and 45% positive

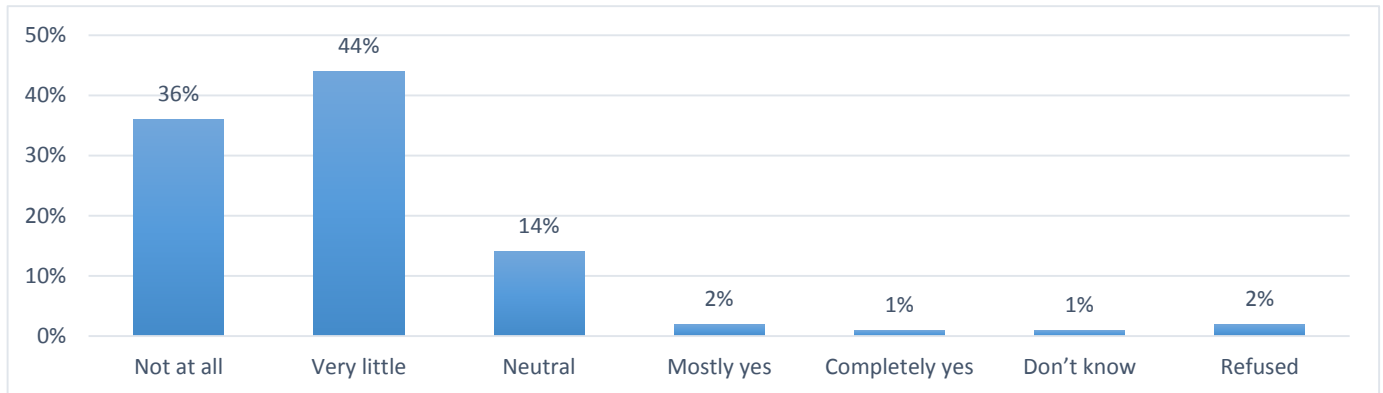
- Brahmin – 63% negative, 11% neutral, 26% positive  
Chhetri – 58% negative, 5% neutral, 32% positive, 5% don't know  
Dalit – 33% negative and 67% positive  
Janajati – 33% neutral and 67% positive  
Newar –44% negative, 6% neutral and 47% positive  
Other– 20% negative, 40% neutral and 40% positive  
Tamang– 47% negative, 20% neutral and 27% positive
- 15-24 –33% negative, 17% neutral and 50% positive  
25-39 –55% negative, 10% neutral and 35% positive  
40-54 –47% negative, 13% neutral and 40% positive  
55+ – 53% negative, 6% neutral, 24% positive and 17% don't know

## 7 Are you prepared for monsoon?



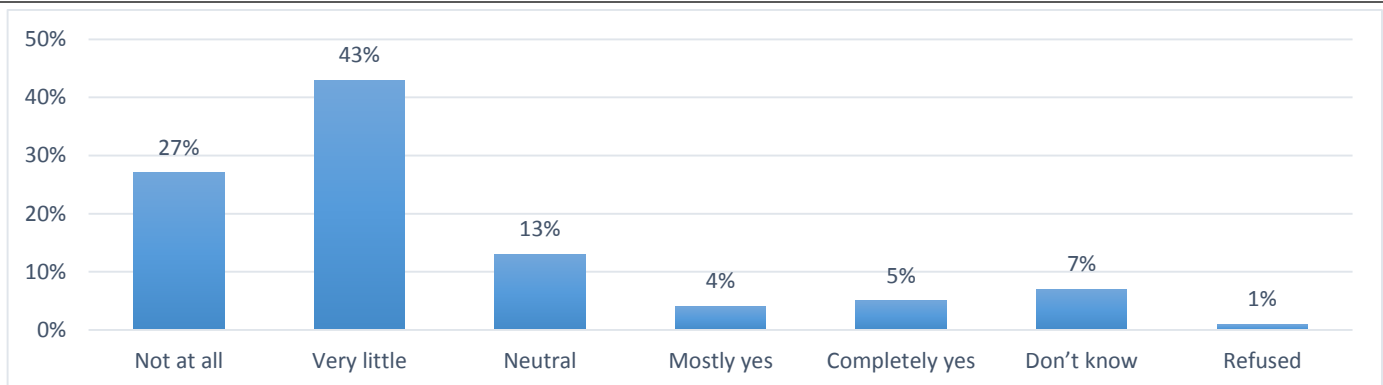
- Women – 45% negative, 35% neutral and 19% positive;  
Men – 45% negative, 17% neutral and 38% positive
- Brahmin – 53% negative, 32% neutral, 15% positive  
Chhetri – 58% negative, 16% neutral and 26% positive  
Dalit – 33% negative, 33% neutral and 33% positive  
Janajati – 67% neutral and 33% positive  
Newar –39% negative, 22% neutral and 39% positive  
Other– 40% negative, 20% neutral and 40% positive  
Tamang–47% negative, 13% neutral and 40% positive
- 15-24 –50% negative, 37% neutral and 13% positive  
25-39 –50% negative, 24% neutral and 26% positive  
40-54 –43% negative, 30% neutral and 27% positive  
55+ – 41% negative, 12% neutral and 47% positive

## 8 Do you feel you have been heard?



- Women – 71% negative, 19% neutral, 3% positive, 3% don't know and 3% refused;  
Men – 84% negative, 12% neutral and 3% positive
- Brahmin – 89% negative, 11% neutral  
Chhetri – 79% negative, 11% neutral and 5% positive  
Dalit – 67% negative, 33% neutral  
Janajati – 100% negative  
Newar – 75% negative, 22% neutral and 3% don't know  
Other – 80% negative and 20% positive  
Tamang – 80% negative, 7% neutral, 7% positive and 7% don't know
- 15-24 – 83% negative and 17% positive  
25-39 – 81% negative, 14% neutral and 2% positive  
40-54 – 77% negative, 20% neutral and 3% positive  
55+ – 76% negative, 12% neutral, 0% positive, 6% don't know and 6% refused

## 9 Overall, is post-earthquake relief effort making progress?



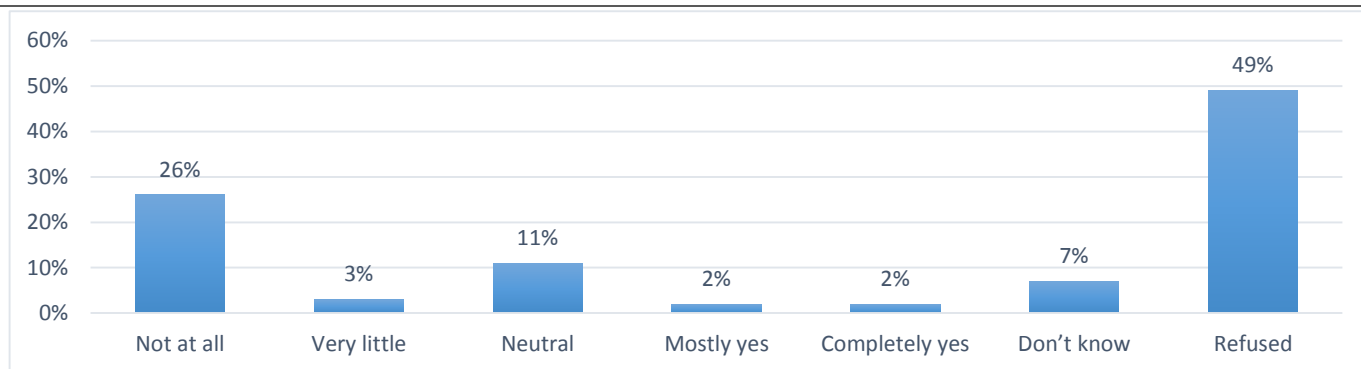
- Women – 71% negative, 13% neutral, 6% positive, 6% don't know;  
Men – 70% negative, 13% neutral, 10% positive and 7% don't know
- Brahmin – 68% negative, 11% neutral, 16% positive  
Chhetri – 53% negative, 21% neutral, 11% positive and 16% don't know  
Dalit – 67% negative, 33% neutral  
Janajati – 67% negative, 33% neutral  
Newar – 81% negative, 11% neutral and 3% positive  
Other – 100% negative



Tamang–60% negative, 7% neutral, 20% positive and 13% don't know

- 15-24 –67% negative, 16% positive and 16% don't know  
25-39 –67% negative, 14% neutral and 17% positive  
40-54 –83% negative, 10% neutral, 3% positive and 3% don't know  
55+ – 53% negative, 18% neutral, 0% positive and 24 don't know

## 10 As women, are your particular problem being addressed?



Of the female respondents in Lalitpur, 40% of women (saying not at all, very little and staying neutral) claim that their particular problems are not being addressed. The biggest problem and second biggest problems identified by these women were long term shelter/housing (56%) and financial support (28%) respectively

- Women – 58% negative, 23% neutral, 6% positive and 10% don't know;
- Brahmin – 100% negative (3 female)  
Chhetri – 80% negative, 20% don't know (6 female)  
Dalit – 100% negative (2 female)  
Janajati –100% negative (1 female)  
Newar –46% negative, 38% neutral, 8% positive and 8 don't know (13 female)  
Other– 100% neutral (2 female)  
Tamang–50% negative, 25% positive and 25% don't know (4 female)
- 15-24 –100% don't know (1 female)  
25-39 –60% negative, 20% neutral and 14% positive (15 female)  
40-54 –56% negative, 33% neutral and 11% don't know (9 female)  
55+ – 80% negative and 20% don't know (5 female)

\*\*\*