



INTER-AGENCY COMMON FEEDBACK PROJECT Nepal Earthquake 2015

Community perception survey- Kavrepalanchowk

ROUND 2

Bipin Jha

Ankit Khanal

September 2015

Community Perception Data Supported By:



Inter-Agency Common Feedback Project funded by:



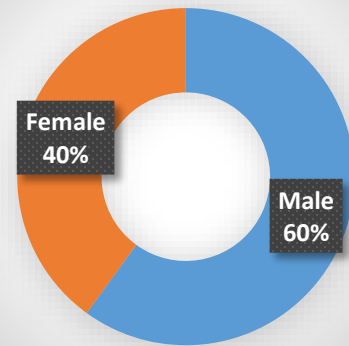
This material has been funded by UK Aid from the UK Government; however, the views expressed do not necessarily reflect the UK government's official policies

100 surveys were conducted in Kavrepalanchowk District for the mentioned questionnaires.

Distribution by Caste/Ethnicity



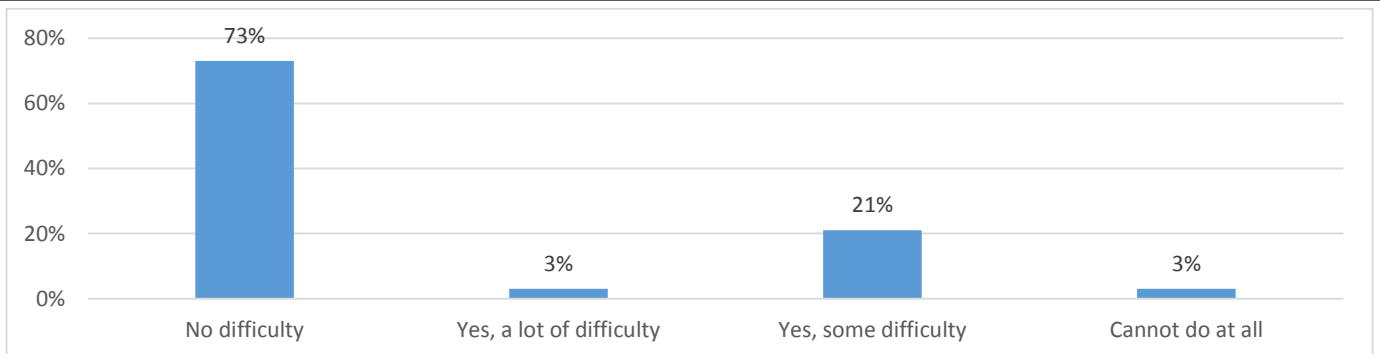
Gender Distribution



Distribution by age:

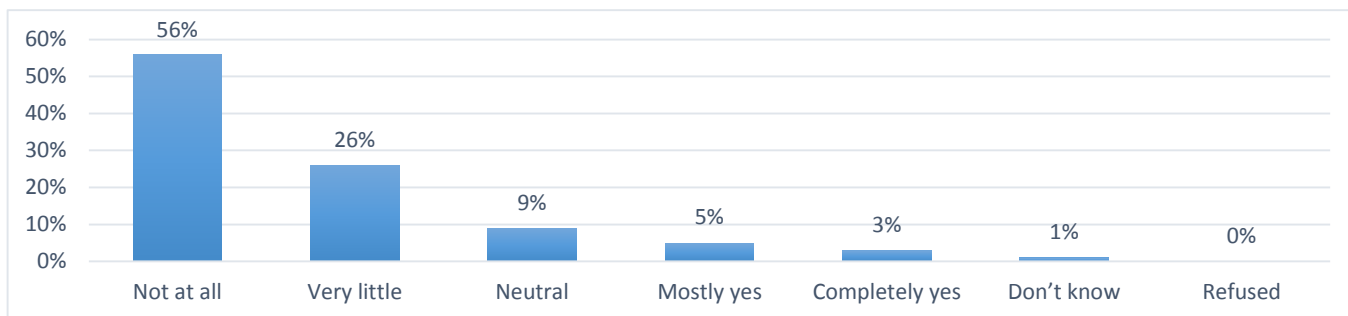
15-24: 6
 25-39: 43
 40-54: 34
 55+: 16
 Refused: 1

1 Do you have any health problem?



- Women- 68% no difficulty, 2% a lot of difficulty, 28% some difficulty and 2% cannot do at all
 Men- 77% no difficulty, 3% a lot of difficulty, 17% some difficulty and 3% cannot do at all
- Brahmin – 81% no difficulty, 19% some difficulty
 Chhetri – 100% no difficulty
 Dalit – 75% no difficulty, 25% some difficulty
 Janajati – 75% no difficulty, 25% a some difficulty
 Newar – 60% no difficulty and 20% some difficulty
 Other– 50% no difficulty, 25% some difficulty and 25% cannot do at all
 Tamang– 60% no difficulty, 9% a lot of difficulty, 25% some difficulty, 6% cannot do at all
- 15-24 – 100% no difficulty
 25-39 – 84% no difficulty, 12% some difficulty and 4% cannot do at all
 40-54 – 68% no difficulty, 3% a lot of difficulty, 26% some difficulty, 3% cannot do at all
 55+ – 44% no difficulty, 13% a lot of difficulty and 44% some difficulty

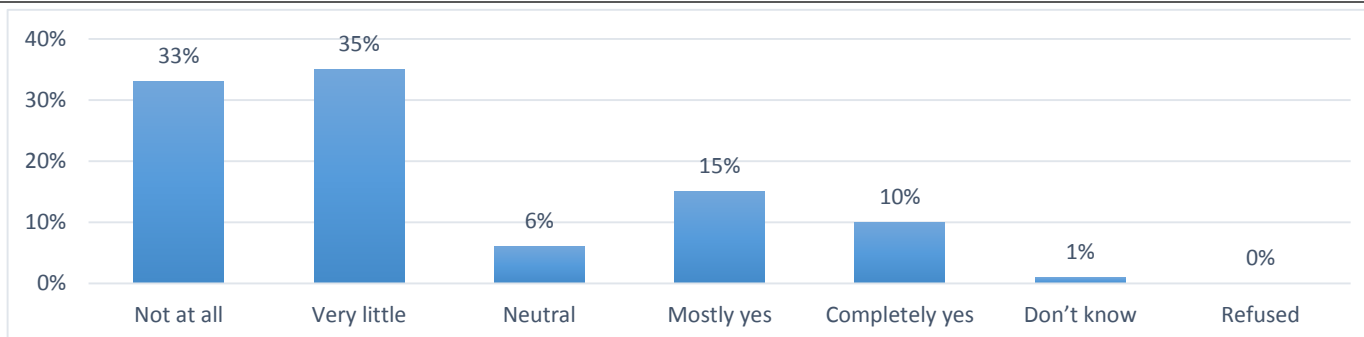
2 Are your main problems being addressed?



Among total people surveyed, 91% of people (saying not at all, very little and staying neutral) in Kavrepalanchowk responded that their main problems are not being addressed. Of those, the biggest problem was long term shelter/housing (75%) and second biggest problem was healthcare (17%)

- Women – 86% negative, 7% neutral and 7% positive;
Men – 80% negative, 10% neutral and 8% positive
- Brahmin – 94% negative, 3% neutral, 3% positive
Chhetri – 100% negative
Dalit – 100% negative
Janajati – 50% negative, 37% neutral and 13% positive
Newar – 100% negative
Other – 50% negative, 25% neutral and 25% positive
Tamang – 69% negative, 12% neutral, 16% positive and 3% don't know
- 15-24 – 100% negative
25-39 – 86% negative, 7% neutral and 5% positive
40-54 – 74% negative, 12% neutral and 15% positive
55+ – 81% negative, 13% neutral and 6% positive

3 Are you satisfied with what government is doing for you after the earthquake?



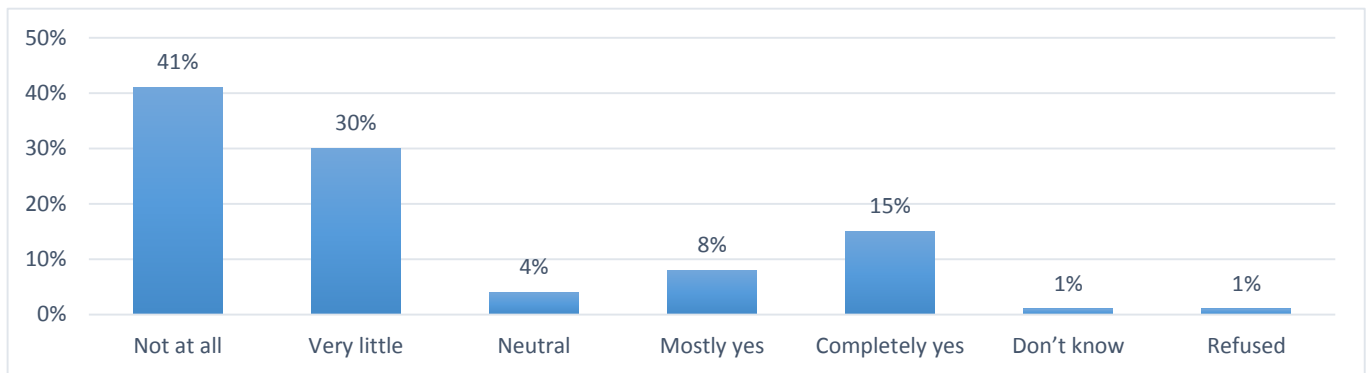
Of the 74% of people (saying not at all, very little and staying neutral) who were not satisfied, the top needs identified were building materials (74%) and second important need was cash for work (54%)

- Women – 72% negative, 3% neutral and 23% positive;
Men – 27% negative, 8% neutral and 27% positive
- Brahmin – 78% negative, 6% neutral, 14% positive and 3% don't know
Chhetri – 50% negative, 10% neutral and 40% positive
Dalit – 100% negative

Gurung – % negative, % neutral and % positive
 Janajati –25% negative, 12% neutral and 63% positive
 Newar –80% negative and 20% positive
 Other– 75% negative and 25% positive
 Tamang–66% negative, 6% neutral and 28% positive

- 15-24 –100% negative
 25-39 –74% negative, 7% neutral and 19% positive
 40-54 –53% negative, 9% neutral, 35% positive and 3% don't know
 55+ – 69% negative and 31% positive

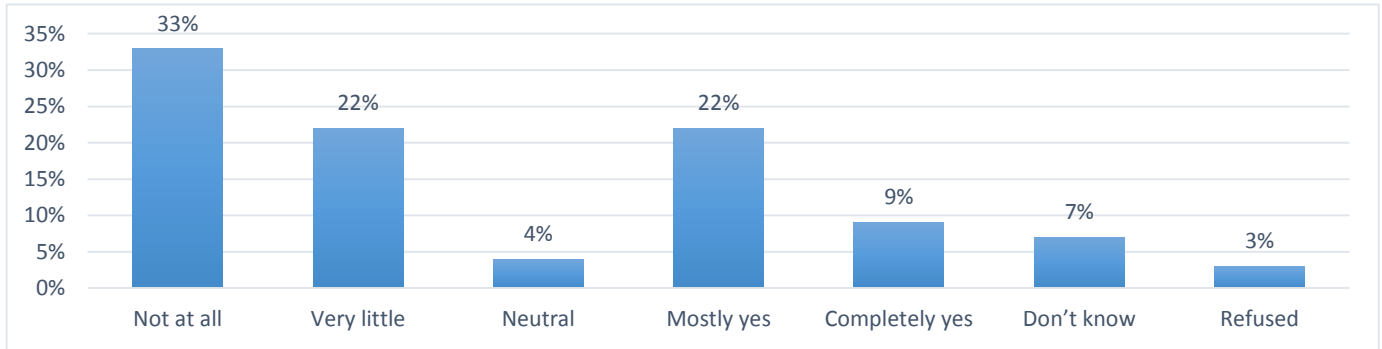
4 Do you have information you need to get relief and support?



Of those who responded negatively to this question, the top information need were identified as news about government decisions (60%) and second important need was information on how to get shelter materials (41%)

- Women – 80% negative, 5% neutral and 15% positive;
 Men – 65% negative, 3% neutral and 28% positive
- Brahmin – 83% negative, 17% positive
 Chhetri – 40% negative, 20% neutral and 40% positive
 Dalit – 100% negative
 Janajati –75% negative, 12% neutral and 12% positive
 Newar –60% negative, 20% positive, 20% refused
 Other– 50% negative and 50% positive
 Tamang–66% negative, 3% neutral and 28% positive
- 15-24 –100% negative
 25-39 –79% negative and 21% positive
 40-54 –53% negative, 6% neutral, 35% positive, 3% don't know, 3% refused
 55+ – 81% negative, 6% neutral and 13% positive

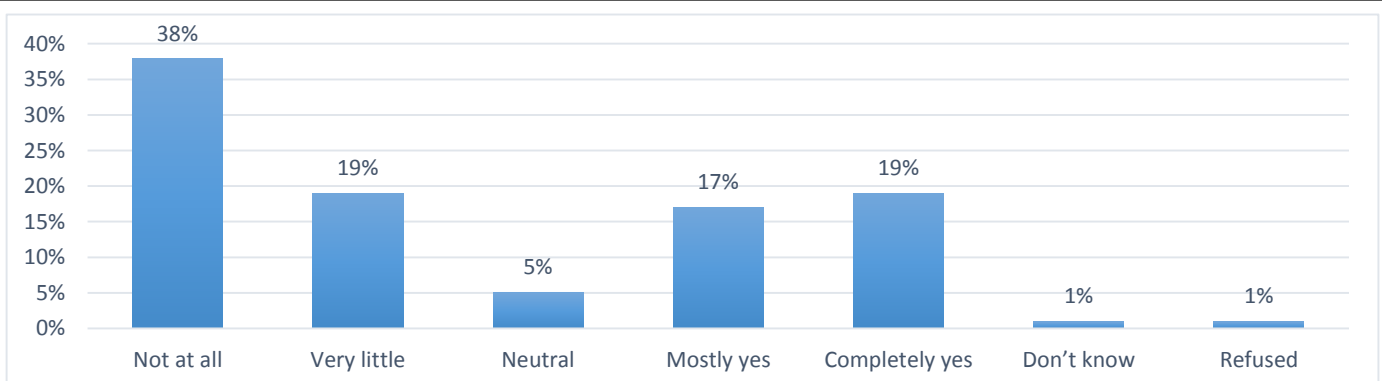
5 Are you satisfied with what NGOs are doing for you after earthquake?



Of the 59% of people (saying not at all, very little and staying neutral) who state they are not satisfied with NGO support, the top need and second most important need identified were the same as those desired from government: building materials (68%) and cash for work (53%) respectively

- Women – 50% negative, 8% neutral, 37% positive, 2% don't know and 2% refused;
Men – 58% negative, 2% neutral, 27% positive, 10% don't know and 3% refused
- Brahmin – 67% negative, 19% positive, 11% don't know and 3% refused
Chhetri – 20% negative, 20% neutral and 60% positive
Dalit – 80% negative and 20% positive
Janajati – 38% negative, 50% positive and 12% don't know
Newar – 80% negative and 20% positive
Other – 25% negative, 50% positive and 25% don't know
Tamang – 53% negative, 6% neutral, 31% positive, 6% don't know and 3% refused
- 15-24 – 68% negative, 16% neutral and 16% positive
25-39 – 51% negative, 7% neutral, 26% positive, 12% don't know and 5% refused
40-54 – 59% negative, 32% positive, 6% don't know and 3% refused
55+ – 50% negative and 50% positive

6 Is support provided in a fair way?

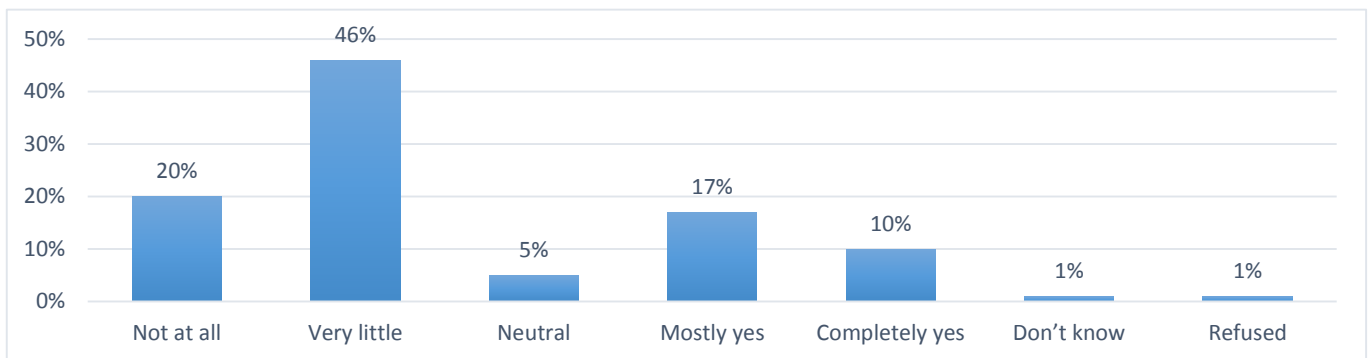


The main barriers to support being provided in a fair manner, as identified by the 62% of people (saying not at all, very little and staying neutral) who responded that support was not provided fairly, the top and second most important reasons identified were based on politics (35%) and first come first served (24%) respectively

- Women – 58% negative, 3% neutral and 37% positive;
Men – 57% negative, 7% neutral and 35% positive

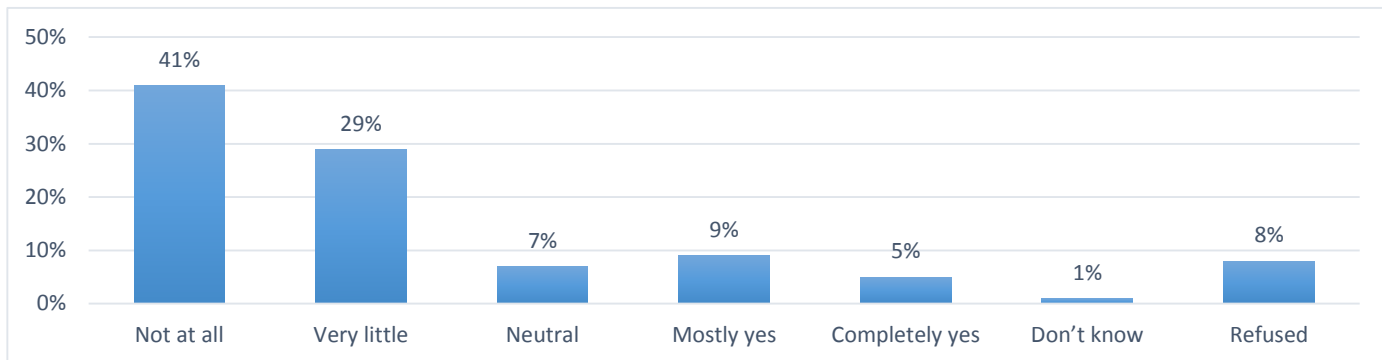
- Brahmin – 75% negative, 6% neutral, 17% positive
Chhetri – 40% negative, 10% neutral and 50% positive
Dalit – 60% negative and 40% positive
Janajati –25% negative and 75% positive
Newar –60% negative and 40% positive
Other– 50% negative, 25% neutral and 25% positive
Tamang–50% negative, 3% neutral and 44% positive
- 15-24 –50% negative and 50% positive
25-39 –70% negative, 5% neutral and 25% positive
40-54 –44% negative, 9% neutral and 41% positive
55+ – 50% negative and 50% positive

7 Are you prepared for monsoon?



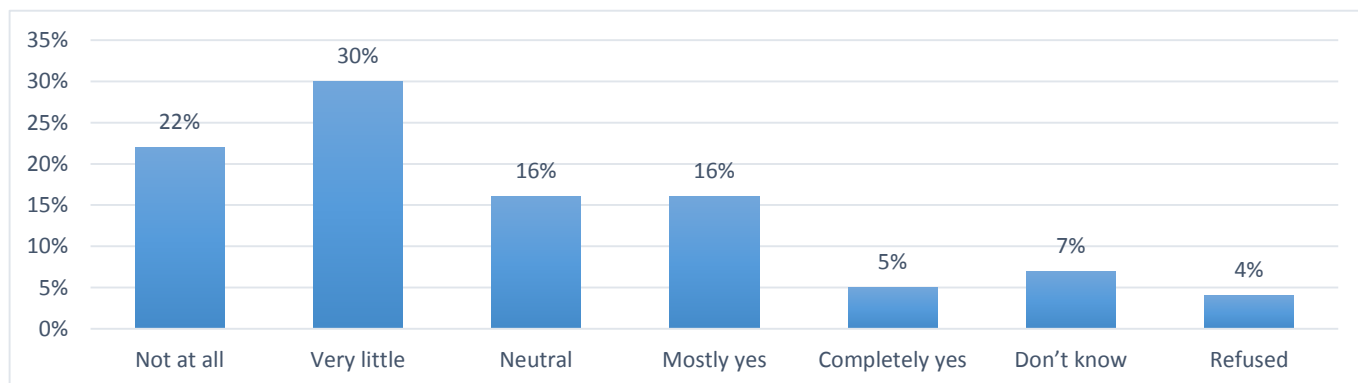
- Women – 73% negative, 5% neutral and 20% positive;
Men – 62% negative, 5% neutral and 32% positive
- Brahmin – 83% negative, 14% positive
Chhetri – 30% negative, 30% neutral and 40% positive
Dalit – 80% negative and 20% positive
Janajati –25% negative, 12% neutral and 50% positive
Newar –60% negative and 40% positive
Other– 75% negative and 25% positive
Tamang–66% negative, 3% neutral and 31% positive
- 15-24 –67% negative and 33% positive
25-39 –79% negative, 2% neutral and 16% positive
40-54 –53% negative, 9% neutral and 38% positive
55+ – 56% negative, 6% neutral and 31% positive

8 Do you feel you have been heard?



- Women – 78% negative, 7% neutral, 10% positive and 5% refused;
Men – 65% negative, 7% neutral, 16% positive, 10% don't know
- Brahmin – 94% negative, 3% neutral, 3% positive
Chhetri – 70% negative and 30% positive
Dalit – 60% negative, 40% neutral
Janajati – 25% negative, 25% neutral, 38% positive and 12% refused
Newar – 60% negative, 20% positive and 20% refused
Other – 25% negative, 25% positive and 50% refused
Tamang – 63% negative, 6% neutral, 16% positive, 12% refused
- 15-24 – 100% negative
25-39 – 81% negative, 5% neutral and 12% positive
40-54 – 53% negative, 12% neutral, 18% positive and 15% refused
55+ – 63% negative, 6% neutral, 19% positive and 12% don't know

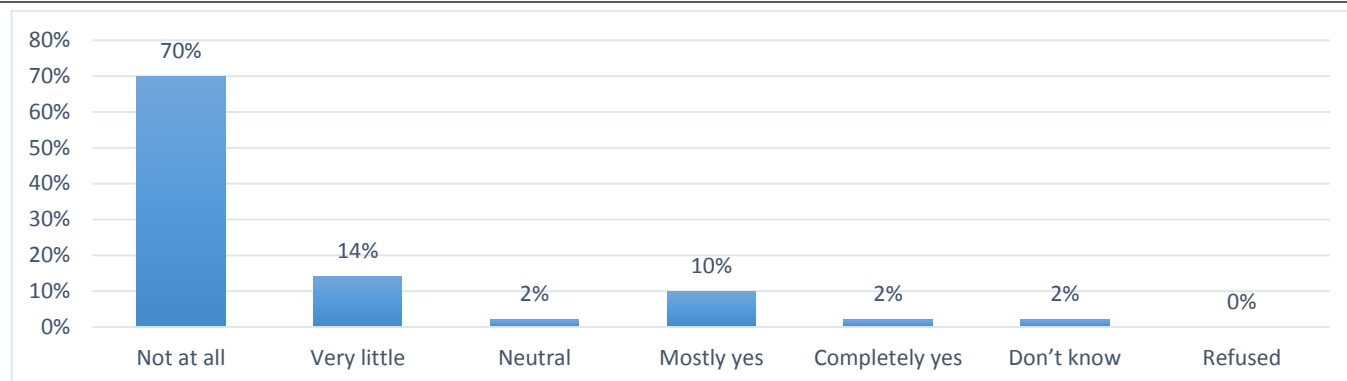
9 Overall, is post-earthquake relief effort making progress?



- Women – 53% negative, 10% neutral, 30% positive, 5% don't know and 2% refused ;
Men – 52% negative, 20% neutral, 15% positive, 8% don't know, 5% refused
- Brahmin – 81% negative, 8% neutral, 6% positive, 5% don't know
Chhetri – 30% negative, 40% neutral and 30% positive
Dalit – 60% negative and 40% positive
Janajati – 0% negative, 38% neutral, 50% positive, 12% don't know
Newar – 60% negative, 20% positive and 20% refused
Other – 25% negative, 50% neutral and 25% positive don't know
Tamang – 41% negative, 13% neutral, 28% positive, 9% don't know and 9% refused

- 15-24 –83% negative and 17% positive
25-39 –58% negative, 12% neutral, 21% positive and 7% don't know
40-54 –41% negative, 21% neutral, 24% positive and 12% don't know
55+ – 44% negative, 25% neutral, 19% positive and 12% refused

10 As women, are your particular problem being addressed?



Of the female respondents in Kavrepalanchowk, 86% of women (saying not at all, very little and staying neutral) claim that their particular problems are not being addressed. The biggest problem and second biggest problems identified by these women were long term shelter/housing (34%) and toilets/sanitation (14%) respectively

- Women – 85% negative, 3% neutral and 12% positive;
- Brahmin – 87% negative, 13% positive
Chhetri – 80% negative, 20% neutral
Dalit – 100% negative (1 female)
Janajati –67% negative, 33% positive
Newar –100% negative (1 female)
Other– 100% negative (1 female)
Tamang–86% negative, 14% positive
- 15-24 –100% negative (4 female)
25-39 –85% negative and 15% positive
40-54 –80% negative and 20% positive
55+ – 80% negative, 20% neutral
