

COMMUNITY PERCEPTION SURVEY-DOLAKHA SPECIFIC

Bipin Jha

Ankit Khanal

11 September 2015

Community Perception Data Supported By:



Inter-Agency Common Feedback Project funded by:

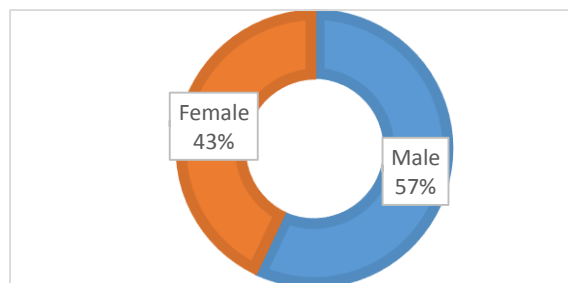


This material has been funded by UK Aid from the UK Government; however, the views expressed do not necessarily reflect the UK government's official policies

100 surveys were conducted in Dolakha District for the mentioned questionnaires.

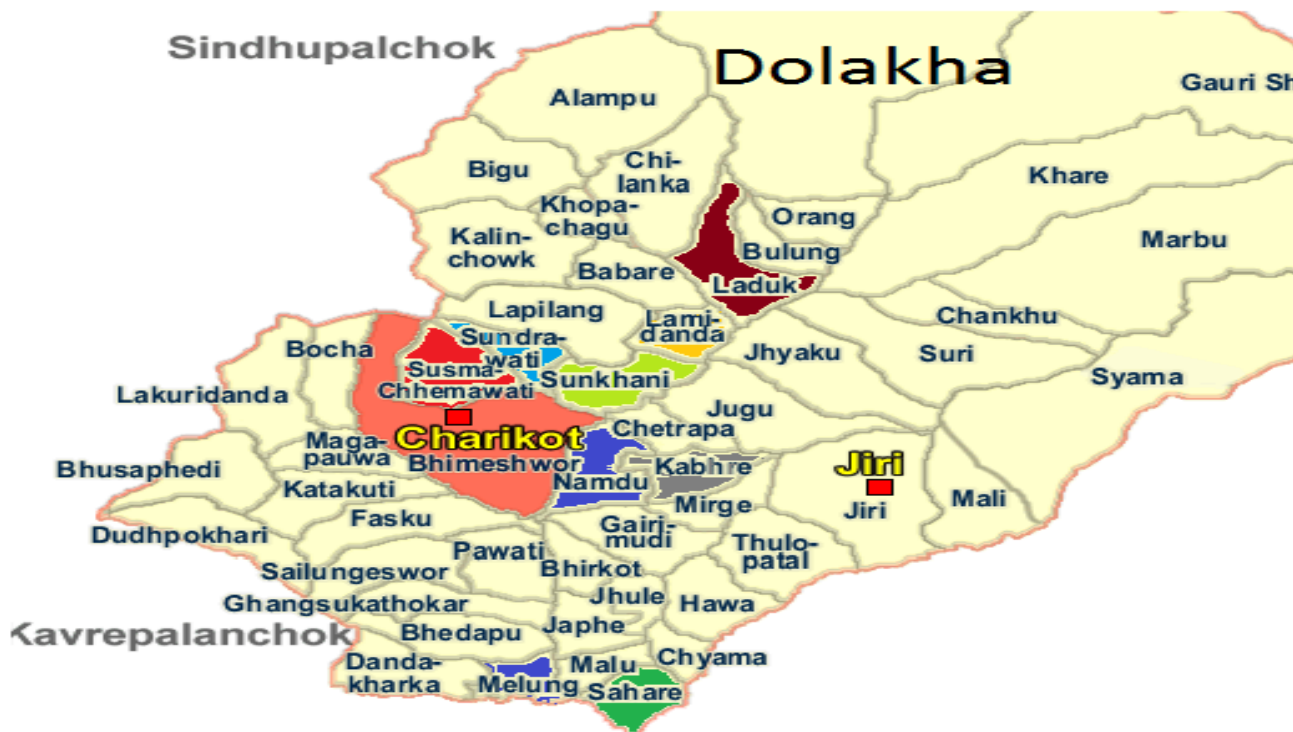
Distribution by age:

15-24: 14
 25-39: 35
 40-54: 22
 55+: 24

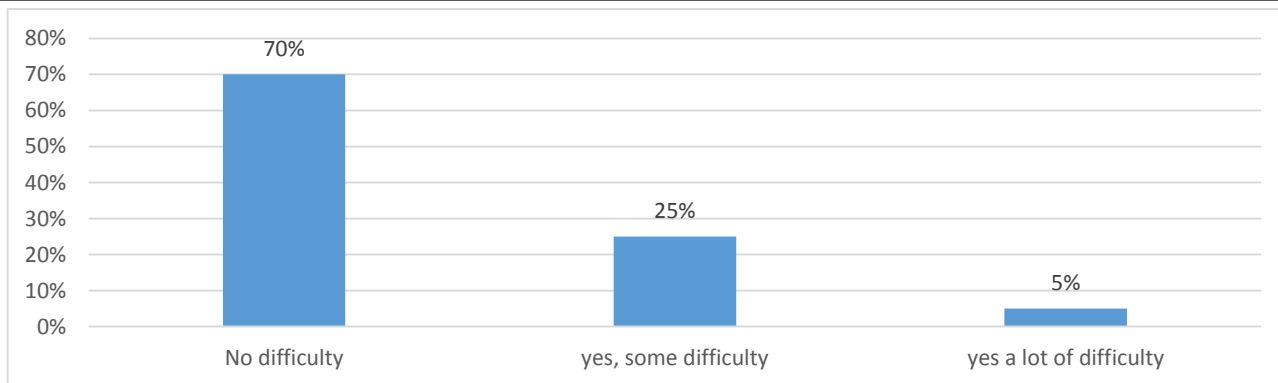


Distribution by caste/ethnicity:

Chhetri- 34% Janajati- 19%
 Brahmin- 17% Tamang- 9%
 Newar- 7% Dalit- 7%
 Others- 7%



1 Do you have any health problem?

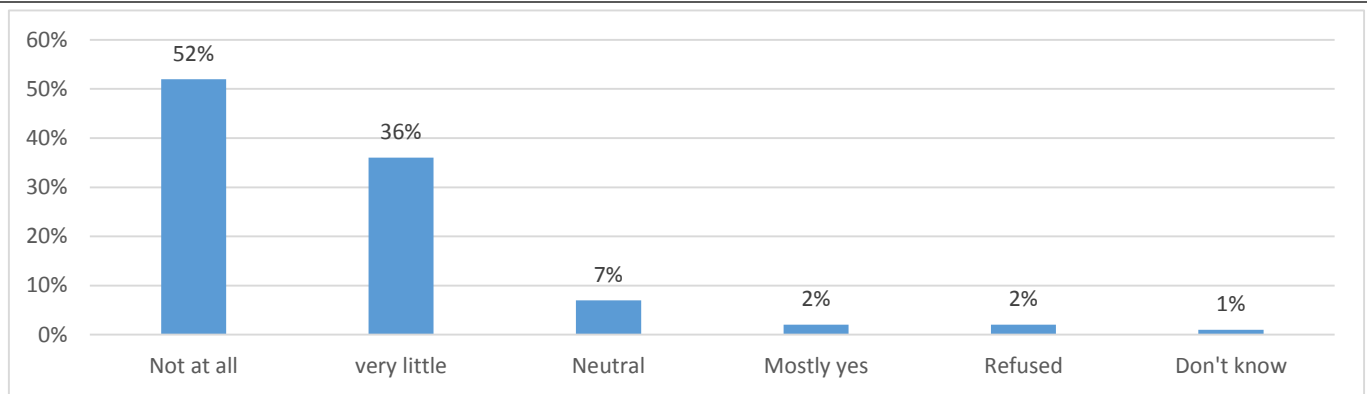


- Women- 58% no difficulty, 7% a lot of difficulty and 35% some difficulty
 Men- 77% no difficulty, 4% a lot of difficulty and 19% some difficulty
- Brahmin – 65% no difficulty, 6% a lot of difficulty and 29% some difficulty

Chhetri – 68% no difficulty, 9% a lot of difficulty and 24% some difficulty
 Dalit – 29% no difficulty, 71% some difficulty
 Janajati –89% no difficulty, 11% some difficulty
 Newar – 71% no difficulty and 29% some difficulty
 Other– 43% no difficulty and 57% some difficulty
 Tamang– 100% no difficulty

- 15-24 – 86% no difficulty and 14% some difficulty
 25-39 – 94% no difficulty and 6% some difficulty
 40-54 – 68% no difficulty and 32% some difficulty
 55+ – 31% no difficulty, 15% a lot of difficulty and 54% some difficulty

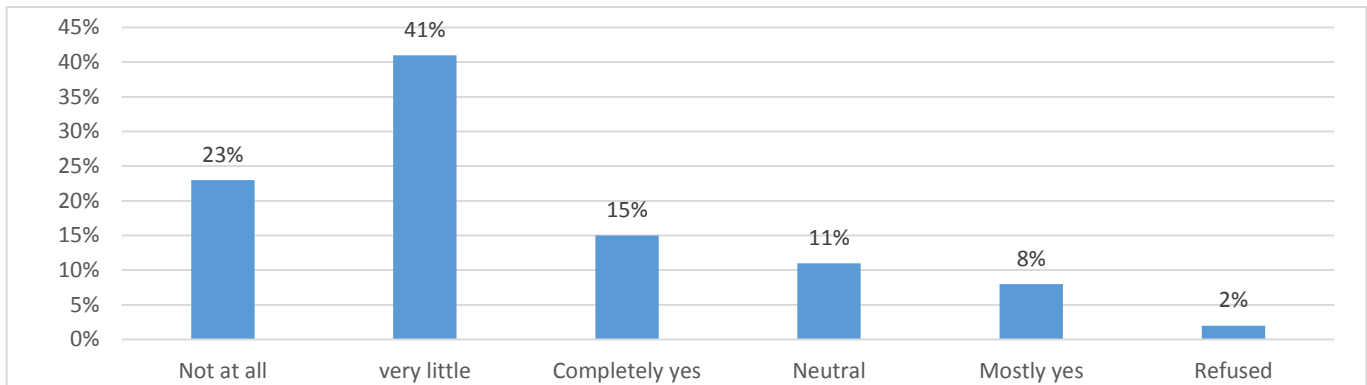
2 Are your main problems being addressed?



Among total people surveyed, 95% of people (saying not at all, very little and staying neutral) in Dolakha responded that their main problems are not being addressed. Of those, the biggest problem was long term shelter/housing (87%) and financial support (47%)

- Women – 84% negative, 7% neutral, 2% positive and 5% refused;
 Men – 91% negative, 7% neutral and 2% positive
- Brahmin – 94% negative, 6% neutral
 Chhetri – 82% negative, 9% neutral, 0% positive, 3% don't know, 6% refused
 Dalit – 71% negative, 29% neutral
 Janajati –100% negative
 Newar –71% negative, 14% neutral and 14% positive
 Other– 88% negative and 12% positive
 Tamang–100% negative
- 15-24 –64% negative, 14% neutral and 14% refused
 25-39 –97% negative and 3% positive
 40-54 –82% negative, 18% neutral
 55+ – 96% negative, 4% neutral

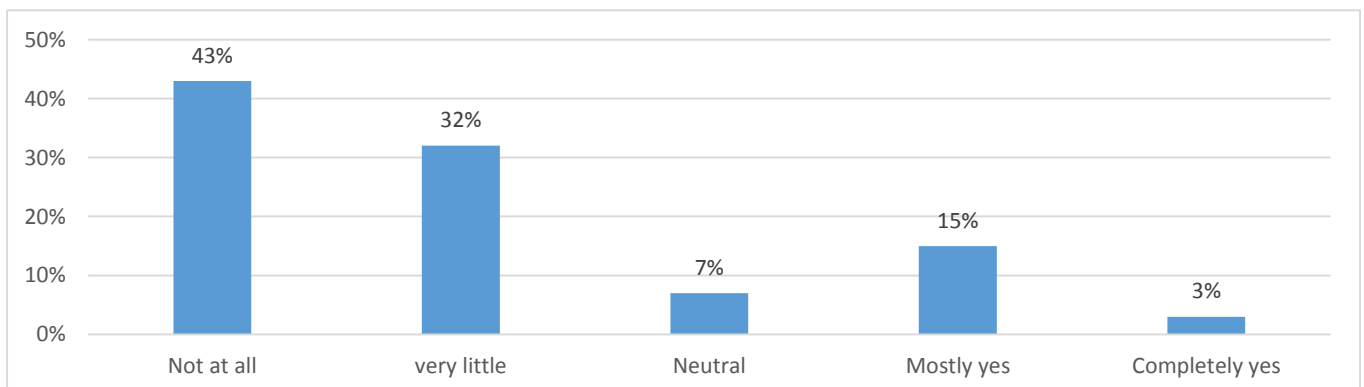
3 Are you satisfied with what government is doing for you after the earthquake?



Of the 79% of people who were not satisfied, the top needs identified were building material (73%) cash for work (57%).

- Women – 51% negative, 7% neutral, 37% positive and 5% refused;
Men – 72% negative, 14% neutral and 14% positive
- Brahmin – 82% negative, 18% neutral
Chhetri – 50% negative, 9% neutral, 32% positive and 6% refused
Dalit – 57% negative, 14% neutral and 28% positive
Janajati – 74% negative and 26% positive
Newar – 29% negative, 29% neutral and 42% positive
Other – 63% negative and 37% positive
Tamang – 89% negative, 11% neutral
- 15-24 – 65% negative, 21% positive and 14% refused
25-39 – 66% negative, 11% neutral and 23% positive
40-54 – 72% negative, 9% neutral and 18% positive
55+ – 46% negative, 19% neutral and 35% positive

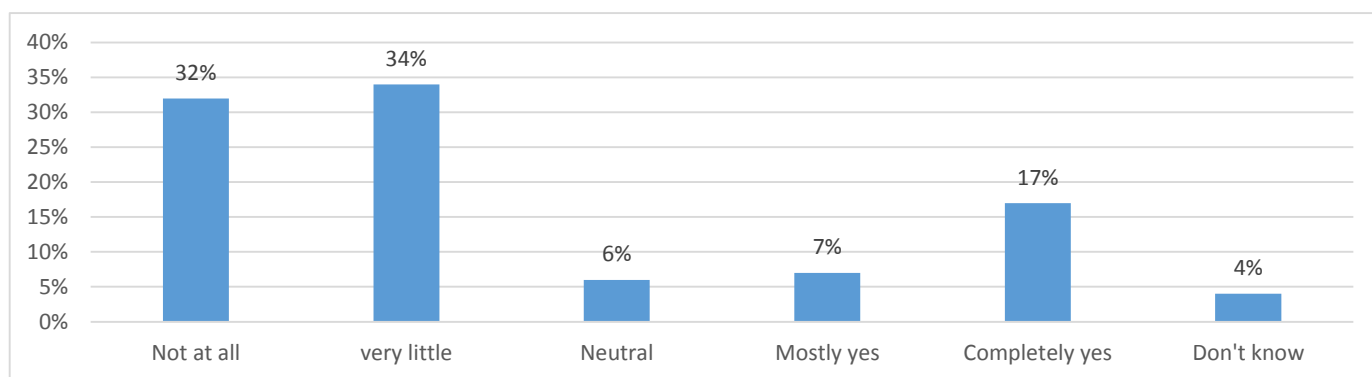
4 Do you have information you need to get relief and support?



Of those who responded negatively to this question, the top information needs were identified as news about government decisions (67%) and information on how to get shelter materials (56%).

- Women – 86% negative, 12% positive and 2% don't know;
Men – 66% negative, 12% neutral and 22% positive
- Brahmin – 41% negative, 6% neutral, 53% positive
Chhetri – 79% negative, 3% neutral and 18% positive
Dalit – 86% negative, 14% neutral
Janajati –100% negative
Newar –71% negative and 29% positive
Other– 50% negative, 25% neutral, 12% positive and 12% don't know
Tamang–78% negative, 22% neutral
- 15-24 –71% negative, 7% neutral and 21% positive
25-39 –71% negative, 3% neutral and 26% positive
40-54 –86% negative and 14% positive
55+ – 77% negative, 19% neutral and 4% positive

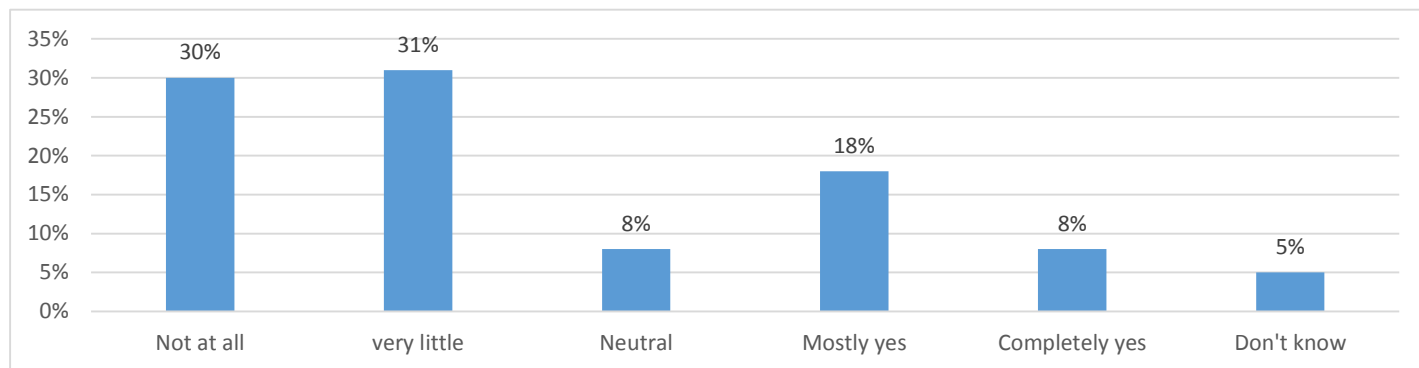
5 Are you satisfied with what NGOs are doing for you after earthquake?



Of the 72% of people who state they are not satisfied with NGO support, the top needs identified were the same as those desired from government: building materials (65%) and cash for work (50%).

- Women – 65% negative, 2% neutral and 33% positive;
Men – 66% negative, 9% neutral, 17% positive and 9% don't know
- Brahmin – 82% negative, 6% neutral, 12% positive
Chhetri – 62% negative, 3% neutral, 29% positive and 6% don't know
Dalit – 86% negative, 14% don't know
Janajati –74% negative, 26% positive
Newar –43% negative, 43% positive and 14% don't know
Other– 12% negative, 25% neutral, 50% positive and 12% don't know
Tamang–78% negative, 22% neutral
- 15-24 –79% negative and 21% positive
25-39 –63% negative, 3% neutral and 31% positive
40-54 –72% negative, 14% neutral and 14% positive
55+ – 58% negative, 8% neutral, 19% positive and 15% don't know

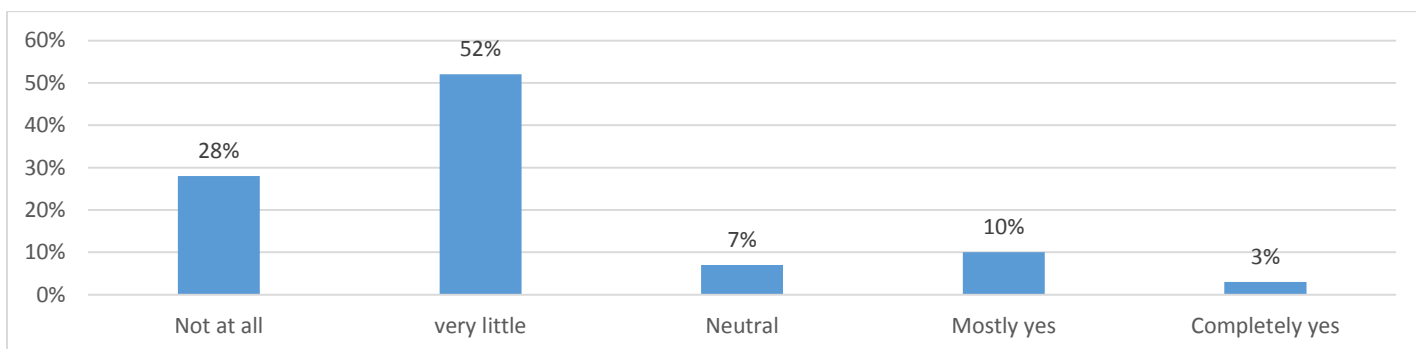
6 Is support provided in a fair way?



The main barriers to support being provided in a fair manner, as identified by the 69% of people who responded that support was not provided fairly, are identified as: caste system (41%) and politics (38%).

- Women – 60% negative, 7% neutral, 26% positive and 7% don't know;
Men – 60% negative, 9% neutral, 28% positive, 3% don't know
- Brahmin – 53% negative, 6% neutral, 41% positive
Chhetri – 59% negative, 3% neutral, 32% positive and 6% don't know
Dalit – 43% negative, 29% neutral and 29% positive
Janajati – 100% negative
Newar – 29% negative, 57% positive and 14% don't know
Other – 38% negative, 25% neutral, 25% positive and 12% don't know
Tamang – 56% negative, 22% neutral, 11% positive and 11% don't know
- 15-24 – 57% negative, 7% neutral and 38% positive
25-39 – 71% negative, 3% neutral and 23% positive
40-54 – 59% negative, 9% neutral and 27% positive
55+ – 46% negative, 15% neutral, 31% positive and 8% don't know

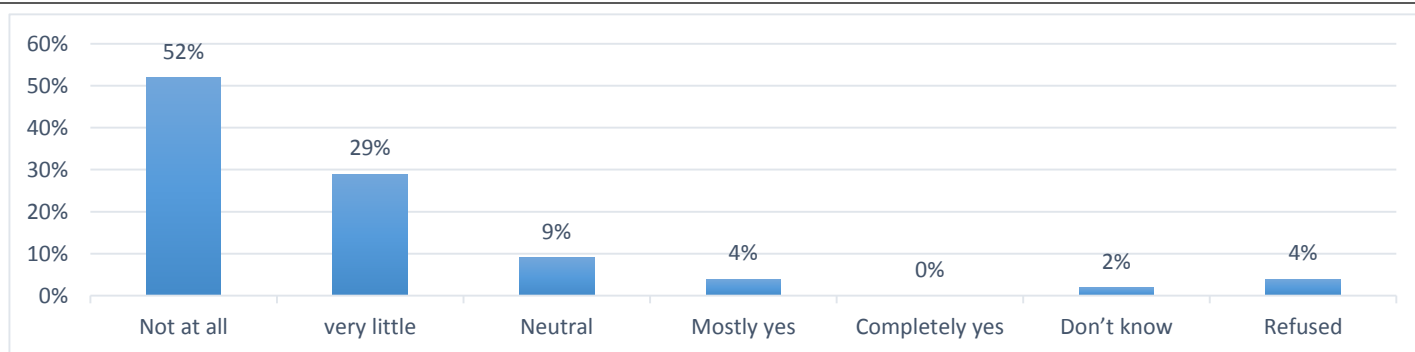
7 Are you prepared for monsoon?



- Women – 86% negative, 2% neutral, 7% positive and 5% refused;
Men – 74% negative, 10% neutral and 16% positive

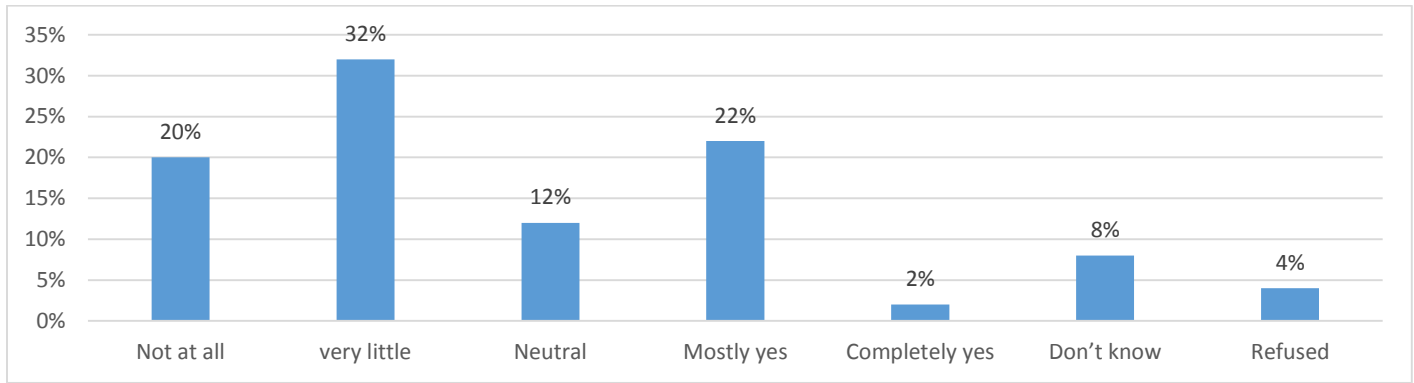
- Brahmin – 59% negative, 18% neutral, 24% positive
Chhetri – 76% negative, 9% neutral, 9% positive and 6% refused
Dalit – 86% negative, 14% positive
Janajati –100% negative
Newar –71% negative and 29% positive
Other– 75% negative and 25% positive
Tamang–89% negative, 11% neutral
- 15-24 –57% negative, 7% neutral, 21% positive, 14% refused
25-39 –80% negative, 9% neutral and 11% positive
40-54 –82% negative, 9% neutral and 9% positive
55+ – 92% negative, 4% neutral and 4% positive

8 Do you feel you have been heard?



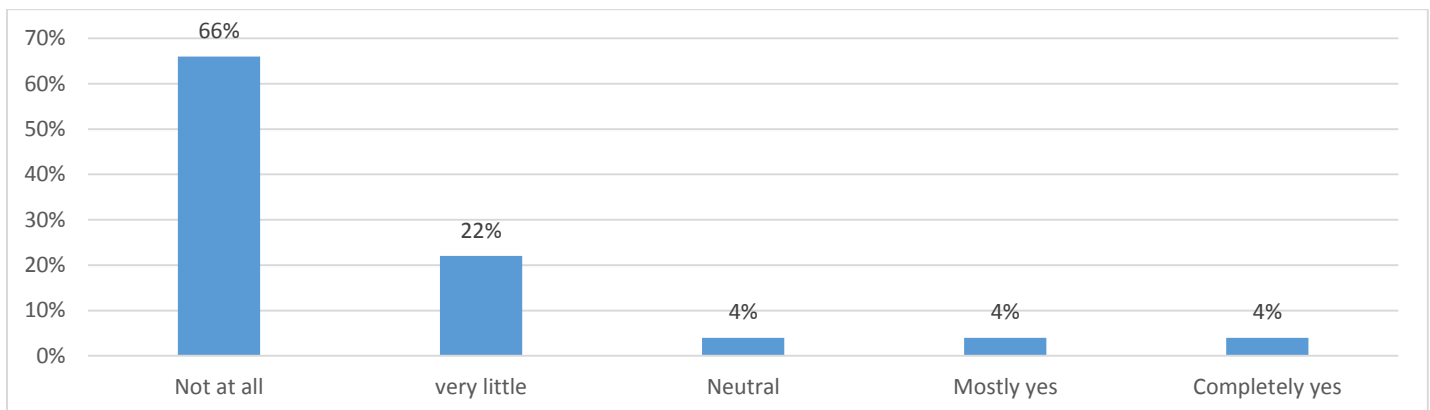
- Women – 79% negative, 5% neutral, 5% positive, 5% don't know, 7% refused;
Men – 81% negative, 12% neutral, 3% positive and 3% refused
- Brahmin – 76% negative, 12% neutral, 6% positive and 6% refused
Chhetri – 82% negative, 3% neutral, 6% positive, 9% refused
Dalit – 71% negative, 29% neutral
Janajati –95% negative, 5% don't know
Newar –71% negative, 14% positive and 14% refused
Other– 50% negative, 37% neutral and 13% don't know
Tamang–89% negative, 11% neutral
- 15-24 –79% negative, 7% neutral, 14% don't know
25-39 –77% negative, 14% neutral, 3% positive, 3% don't know and 3% refused
40-54 –86% negative, 9% positive and 5% refused
55+ – 81% negative, 12% neutral, 4% positive and 4% refused

9 Overall, is post-earthquake relief effort making progress?



- Women – 60% negative, 12% neutral, 9% positive, 12% don't know and 7% refused;
Men – 45% negative, 12% neutral, 34% positive, 7% don't know and 2% refused
- Brahmin – 53% negative, 12% neutral, 35% positive
Chhetri – 44% negative, 18% neutral, 18% positive, 15% don't know and 6% refused
Dalit – 72% negative, 14% neutral and 14% positive
Janajati – 100% negative
Newar – 13% negative, 29% neutral, 29% positive and 29% refused
Other – 26% negative, 37% positive and 37% don't know
Tamang – 11% negative, 11% neutral, 67% positive and 11% don't know
- 15-24 – 50% negative, 14% neutral, 21% positive and 14% refused
25-39 – 54% negative, 6% neutral, 29% positive, 6% don't know and 6% refused
40-54 – 41% negative, 27% neutral, 27% positive and 5% refused
55+ – 58% negative, 8% neutral, 19% positive and 15% don't know

10 As women, are your particular problem being addressed?



Of the 43 female respondents in Dolakha, 92% claim that their particular problems are not being addressed. The top problems identified by these women include: long term shelter/housing (54%) and financial support (24%).

- Women – 85% negative, 5% neutral and 10% positive;

- Brahmin – 100% negative
Chhetri – 85% negative, 5% neutral and 10% positive
Dalit – 100% negative
Janajati –89% negative and 11% positive
Newar –100% neutral
Other– 75% negative and 25% positive
Tamang–100% negative
- 15-24 –75% negative and 25% positive
25-39 –75% negative, 17% neutral and 8% positive
40-54 –100% negative
55+ – 100% negative
