



INTER-AGENCY COMMON FEEDBACK PROJECT Nepal Earthquake 2015

# Community perception survey- Dhading

---

ROUND 2

**Bipin Jha**

**Ankit Khanal**

September 2015

## Community Perception Data Supported By:



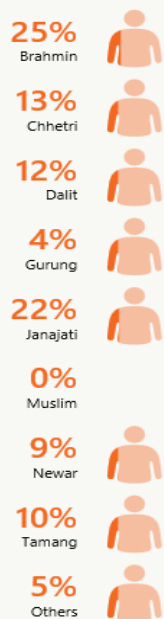
## Inter-Agency Common Feedback Project funded by:



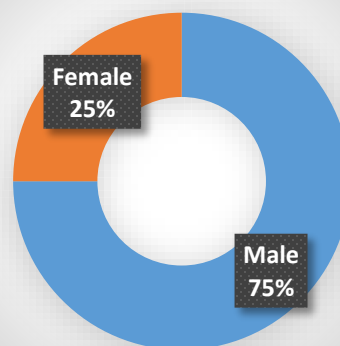
*This material has been funded by UK Aid from the UK Government; however, the views expressed do not necessarily reflect the UK government's official policies*

100 surveys were conducted in Dhading District for the mentioned questionnaires.

### Distribution by Caste/Ethnicity



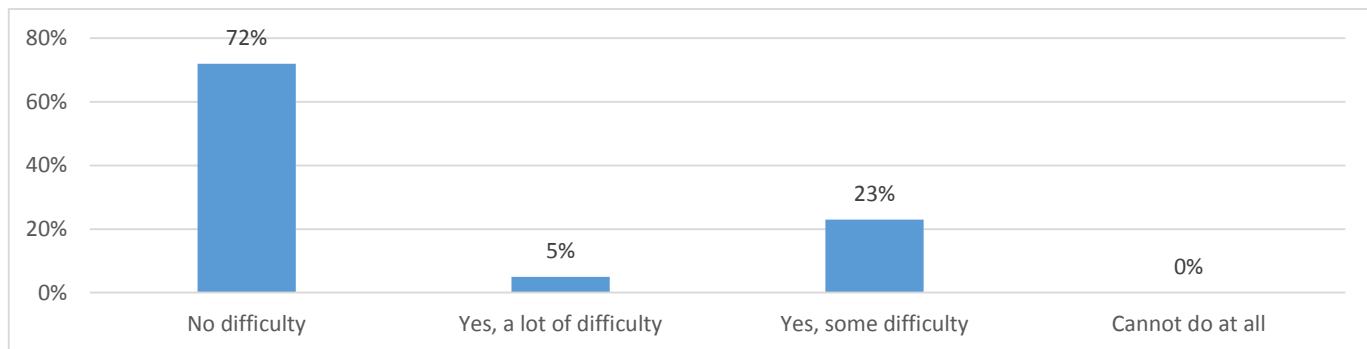
### Gender Distribution



### Distribution by age:

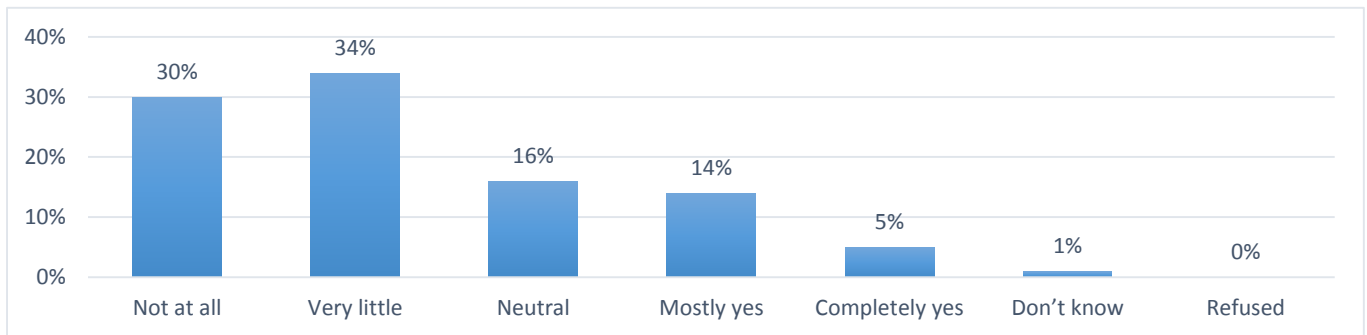
15-24: 6  
 25-39: 43  
 40-54: 35  
 55+: 13  
 Refused: 3

## 1 Do you have any health problem?



- Women- 72% no difficulty, 4% a lot of difficulty and 24% some difficulty  
 Men- 46% no difficulty, 3% a lot of difficulty and 20% some difficulty
- Brahmin – 80% no difficulty, 20% some difficulty  
 Chhetri – 54% no difficulty, 8% a lot of difficulty and 38% some difficulty  
 Gurung – 50% no difficulty, 50% some difficulty  
 Dalit – 83% no difficulty and 17% some difficulty  
 Janajati – 64% no difficulty and 36% some difficulty  
 Newar – 89% no difficulty, 11% some difficulty  
 Other– 80% no difficulty and 20% a lot of difficulty  
 Tamang– 70% no difficulty
- 15-24 – 83% no difficulty, 17% a lot of difficulty  
 25-39 – 77% no difficulty, 5% a lot of difficulty and 19% some difficulty  
 40-54 – 74% no difficulty, 6% a lot of difficulty and 20% some difficulty  
 55+ – 46% no difficulty, 54% some difficulty

## 2 Are your main problems being addressed?

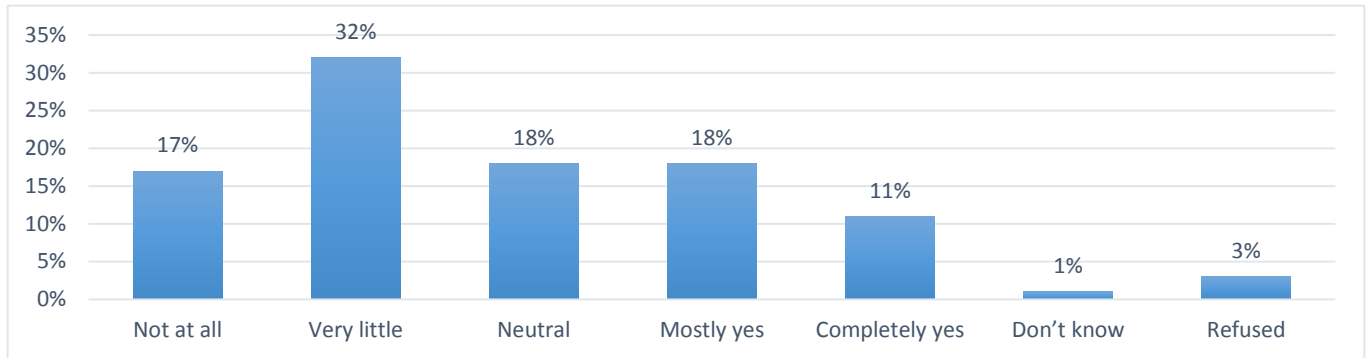


Among total people surveyed, 80% of people (saying not at all, very little and staying neutral) in Dhading responded that their main problems are not being addressed. Of those, the biggest problem was long term shelter/housing (69%) and second biggest problem was financial support (19%).

- Women – 52% negative, 20% neutral, 24% positive, 4% don't know  
Men – 68% negative, 15% neutral and 17% positive
- Brahmin – 52% negative, 24% neutral, 24% positive  
Chhetri – 86% negative, 7% neutral and 7% positive  
Dalit – 58% negative, 25% neutral and 17% positive  
Gurung – 100% negative  
Janajati – 59% negative, 18% neutral and 23% positive  
Newar – 45% negative, 22% neutral and 33% positive  
Other – 80% negative, 20% don't know  
Tamang – 80% negative, 20% positive
- 15-24 – 50% negative, 17% neutral, 17% positive and 17% don't know  
25-39 – 63% negative, 19% neutral and 19% positive  
40-54 – 60% negative, 20% neutral and 20% positive  
55+ – 85% negative and 15% positive

### 3 Are you satisfied with what government is doing for you after the earthquake?

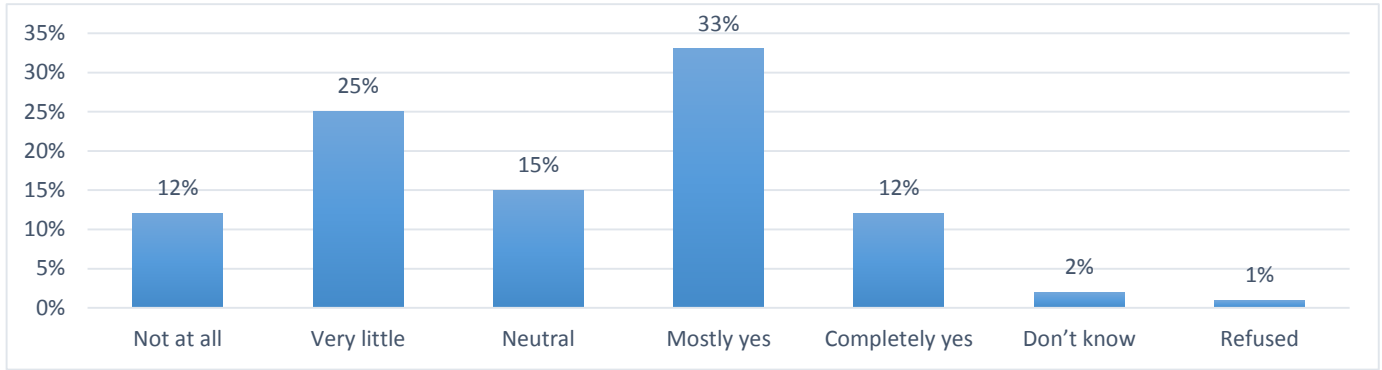
---



Of the 67% of people (saying not at all, very little and staying neutral) who were not satisfied, the top needs identified were building materials (45%) and cash for work (34%)

- Women – 44% negative, 12% neutral, 36% positive and 8% refused  
Men – 51% negative, 20% neutral, 27% positive
- Brahmin – 32% negative, 20% neutral, 44% positive, 4% refused  
Chhetri – 69% negative, 23% neutral and 8% positive  
Dalit – 33% negative, 17% neutral and 50% positive  
Gurung – 75% negative, 25% don't know  
Janajati – 59% negative, 27% neutral, 9% positive, 5% refused  
Newar – 44% negative, 12% neutral and 44% positive  
Other – 60% negative, 40% positive  
Tamang – 50% negative, 10% neutral and 40% positive
- 15-24 – 33% negative, 50% neutral and 17% refused  
25-39 – 60% negative, 14% neutral, 21% positive, 2% don't know and 2% refused  
40-54 – 34% negative, 20% neutral, 43% positive and 3% refused  
55+ – 54% negative, 15% neutral and 31% positive

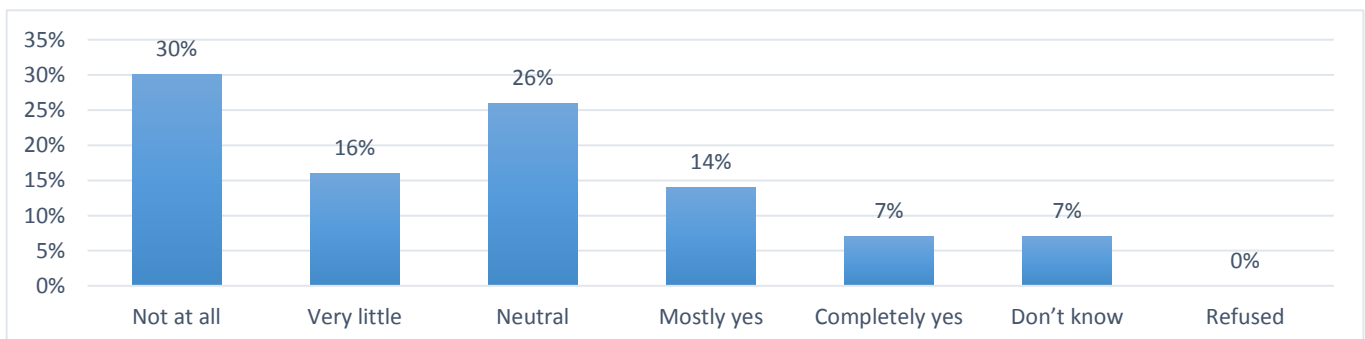
## 4 Do you have information you need to get relief and support?



Of those who responded negatively to this question, the top information need were identified as news about government decisions (62%) and second important need was information on how to get shelter materials (37%)

- Women – 24% negative, 24% neutral, 40% positive, 8% don't know, 4% refused  
Men – 41% negative, 12% neutral and 47% positive
- Brahmin – 28% negative, 16% neutral, 56% positive  
Chhetri – 62% negative, 15% neutral and 23% positive  
Dalit – 25% negative, 8% neutral and 67% positive  
Gurung – 75% negative, 25 % positive  
Janajati –36% negative, 18% neutral, 41% positive, 5% refused  
Newar –33% neutral, 56% positive and 11% don't know  
Other– 60% negative, 20% positive and 20% don't know  
Tamang–50% negative, 10% neutral and 40% positive
- 15-24 –17% negative, 50% neutral, 17% positive,17% don't know  
25-39 –35% negative, 9% neutral, 53% positive 2% refused  
40-54 –43% negative, 17% neutral and 40% positive  
55+ – 38% negative, 15% neutral, 38% positive and 8% don't know

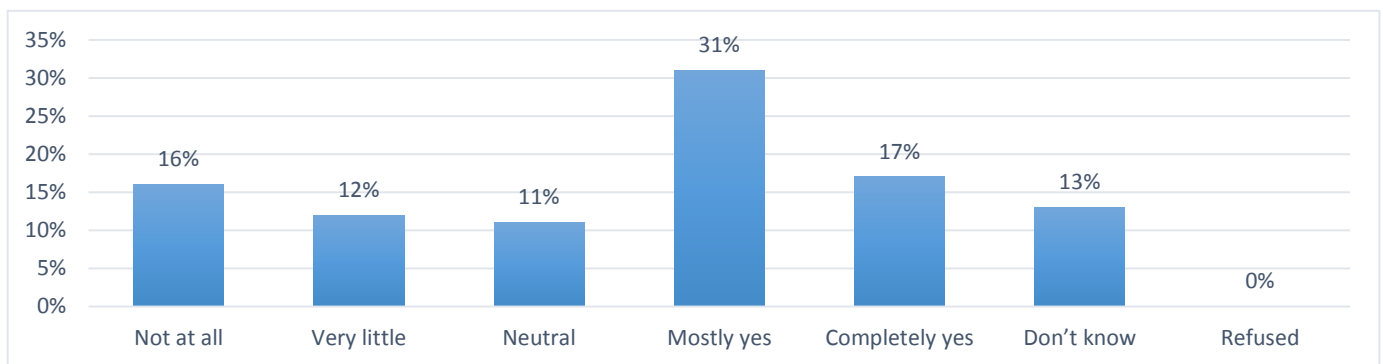
## 5 Are you satisfied with what NGOs are doing for you after earthquake?



Of the 72% of people (saying not at all, very little and staying neutral) who state they are not satisfied with NGO support, the top need and second most important need identified were the same as those desired from government: building materials (53%) and cash for work (35%) respectively

- Women – 32% negative, 36% neutral, 16% positive and 16% don't know  
Men – 51% negative, 23% neutral, 23% positive and 4% don't know
- Brahmin – 52% negative, 24% neutral, 16% positive, 8% don't know  
Chhetri – 38% negative, 38% neutral and 23% positive  
Dalit – 50% negative, 25% neutral, 17% positive, 8 don't know  
Gurung – 75% negative, and 25% positive  
Janajati – 45% negative, 23% neutral, 27% positive, 5% don't know  
Newar – 33% negative, 56% neutral and 11% positive  
Other – 40% negative, 20% positive, 40% don't know  
Tamang – 40% negative, 20% neutral, 30% positive, 10% don't know
- 15-24 – 17% negative, 50% neutral, 17% positive 17% don't know  
25-39 – 47% negative, 21% neutral, 21% positive, 9% don't know  
40-54 – 49% negative, 29% neutral, 20% positive and 3% don't know  
55+ – 46% negative, 31% neutral 23% positive

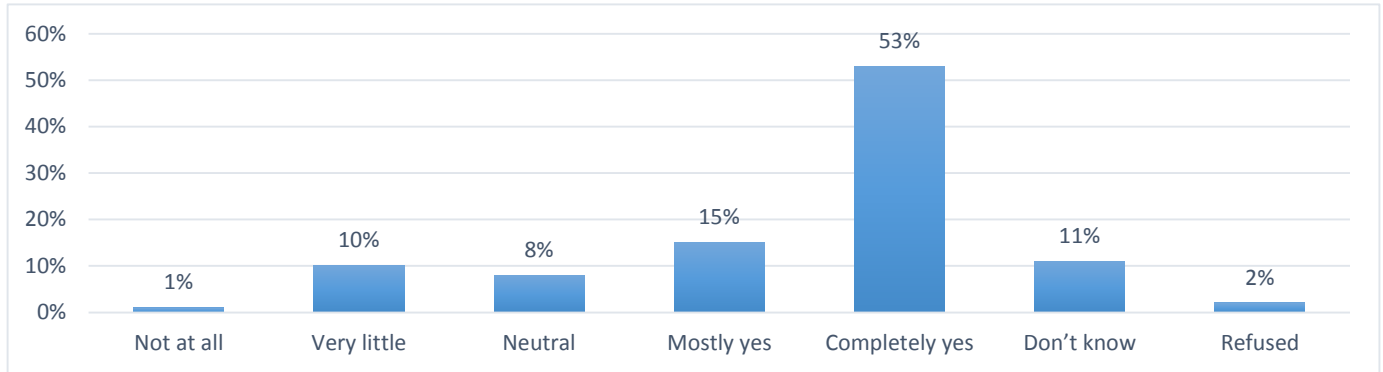
## 6 Is support provided in a fair way?



The main barriers to support being provided in a fair manner, as identified by the 51% of people (saying not at all, very little and staying neutral) who responded that support was not provided fairly, the top and second most important reasons identified were based on politics (28%) and based on distance (26%) respectively.

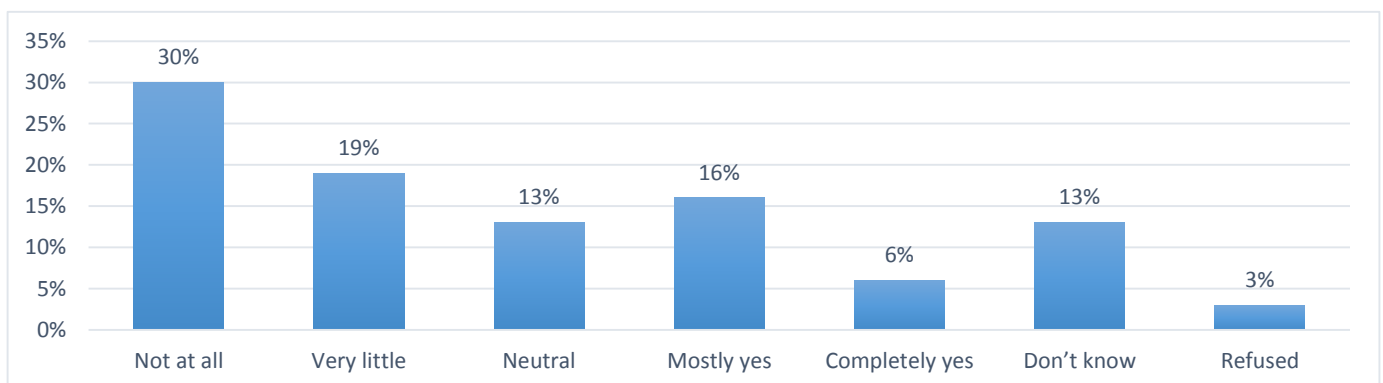
- Women – 32% negative, 16% neutral, 40% positive, 12% don't know  
Men – 27% negative, 9% neutral, 51% positive, 13 don't know
- Brahmin – 28% negative, 56% positive, 16% don't know  
Chhetri – 8% negative, 15% neutral, 62% positive, 15% don't know  
Dalit – 25% negative, 75% positive  
Gurung – 75% negative, 25% don't know  
Janajati – 32% negative, 18% neutral, 45% positive, 5% don't know  
Newar – 11% negative, 33% neutral, 44% positive, 11% don't know  
Other – 40% negative, 60% don't know  
Tamang – 40% negative, 20% neutral, 30% positive, 10% don't know
- 15-24 – 33% negative, 50% neutral and 17% positive  
25-39 – 37% negative, 5% neutral, 51% positive, 14% don't know  
40-54 – 14% negative, 14% neutral, 57% positive, 14% don't know  
55+ – 31% negative, 8% neutral, 31% positive and 31% don't know

## 7 Are you prepared for monsoon?



- Women – 4% neutral, 84% positive, 12% don't know  
Men – 15% negative, 9% neutral, 63% positive, 11% don't know, 3% refused
- Brahmin – 12% negative, 72% positive, 8% don't know, 8% refused  
Chhetri – 8% neutral and 92% positive  
Dalit – 17% negative, 8% neutral and 75% positive  
Gurung – 50% negative and 50% positive  
Janajati – 5% negative, 18% neutral, 73% positive, 5% don't know  
Newar – 11% negative, 11% neutral, 56% positive, 22% don't know  
Other – 20% negative, 40% positive, 40% don't know  
Tamang – 10% negative, 10% neutral, 40% positive, 40% don't know
- 15-24 – 33% neutral, 50% positive, 17% don't know  
25-39 – 12% negative, 5% neutral, 67% positive, 14% don't know, 2% refused  
40-54 – 9% negative, 6% neutral, 80% positive, 5% don't know  
55+ – 15% negative, 15% neutral, 55% positive, 15% don't know

## 8 Do you feel you have been heard?



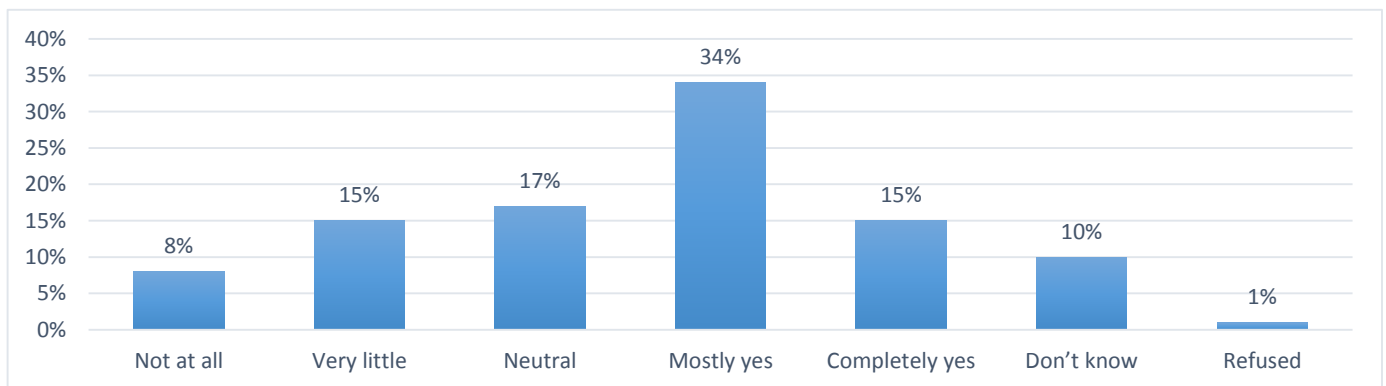
- Women – 44% negative, 28% neutral, 16% positive, 12% don't know  
Men – 51% negative, 8% neutral, 24% positive, 13% don't know, 4% refused
- Brahmin – 32% negative, 12% neutral, 32% positive, 24% don't know  
Chhetri – 62% negative, 23% neutral and 15% positive  
Dalit – 33% negative, 8% neutral and 42% positive, 17% don't know  
Gurung – 100% negative



Janajati –55% negative, 9% neutral, 27% positive, 5% don't know, 5% don't know  
 Newar –56% negative, 33% neutral and 11% positive  
 Other– 60% negative, 40% don't know  
 Tamang–50% negative, 10% neutral, 20% don't know, 20% refused

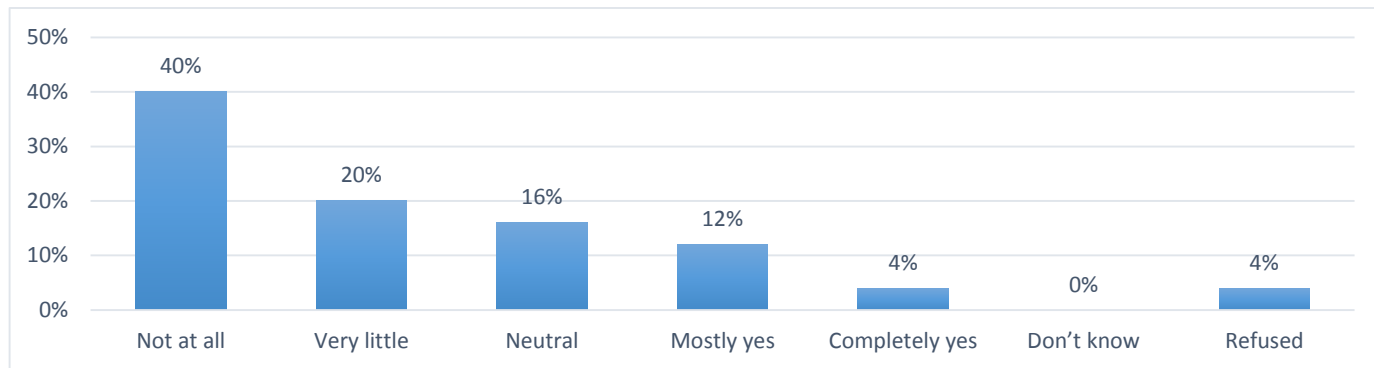
- 15-24 –33% negative, 33% neutral, 17% positive, 17% don't know  
 25-39 –53% negative, 5% neutral, 30% positive, 9% don't know, 2% refused  
 40-54 –43% negative, 23% neutral, 14% positive, 14% don't know, 6% refused  
 55+ – 54% negative, 8% neutral, 15% positive, 23% don't know

## 9 Overall, is post-earthquake relief effort making progress?



- Women –24 % negative, 16% neutral, 44% positive, 16% don't know  
 Men – 23% negative, 17% neutral, 51% positive, 8% don't know
- Brahmin – 24% negative, 20% neutral, 52% positive, 4% don't know  
 Chhetri – 8% negative, 77% positive, 15% don't know  
 Dalit – 8% negative, 42% neutral, 50% positive  
 Gurung – 50% negative, 25% neutral and 25% refused  
 Janajati –23% negative, 18% neutral, 45% positive, 14% don't know  
 Newar –11% negative, 11% neutral, 67% positive, 11% don't know  
 Other– 60% negative, 40% don't know  
 Tamang–40% negative, 10% neutral, 40% positive, 10% don't know
- 15-24 –33% negative, 50% neutral, 17% don't know  
 25-39 –30% negative, 19% neutral, 42% positive, 9% don't know  
 40-54 –14% negative, 17% neutral, 60% positive, 6% don't know, 3% refused  
 55+ – 15% negative, 62% positive, 23% don't know

## 10 As women, are your particular problem being addressed?



Of the female respondents in Dhading, 76% of women (saying not at all, very little and staying neutral) claim that their particular problems are not being addressed. The biggest problem and second biggest problems identified by these women were long term shelter/housing (30%) and toilets/sanitation (15%) respectively

- Women – 63% negative, 17% neutral, 17% positive, 4% refused;
- Brahmin – 50% negative, 33% neutral, 17% positive  
Chhetri – 100% negative  
Dalit – 50% negative, 50% neutral  
Gurung – n/a  
Janajati – 57% negative, 14% neutral and 29% positive  
Newar – 67% negative and 33% positive  
Other – 100% negative  
Tamang – 50% negative, 50% refused
- 15-24 – 60% negative, 20% neutral and 20% positive  
25-39 – 45% negative, 27% neutral, 18% positive and 9% refused  
40-54 – 80% negative and 20% positive  
55+ – 100% negative

\*\*\*