



INTER-AGENCY COMMON FEEDBACK PROJECT Nepal Earthquake 2015

Community perception survey- Bhaktapur

ROUND 2

Bipin Jha

Ankit Khanal

September 2015

Community Perception Data Supported By:



Inter-Agency Common Feedback Project funded by:



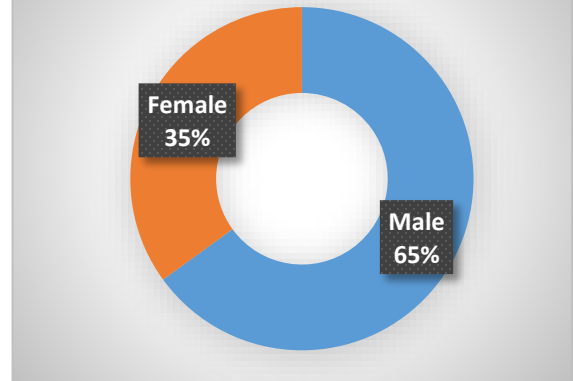
This material has been funded by UK Aid from the UK Government; however, the views expressed do not necessarily reflect the UK government's official policies

100 surveys were conducted in Bhaktapur District for the mentioned questionnaires.

Distribution by Caste/Ethnicity



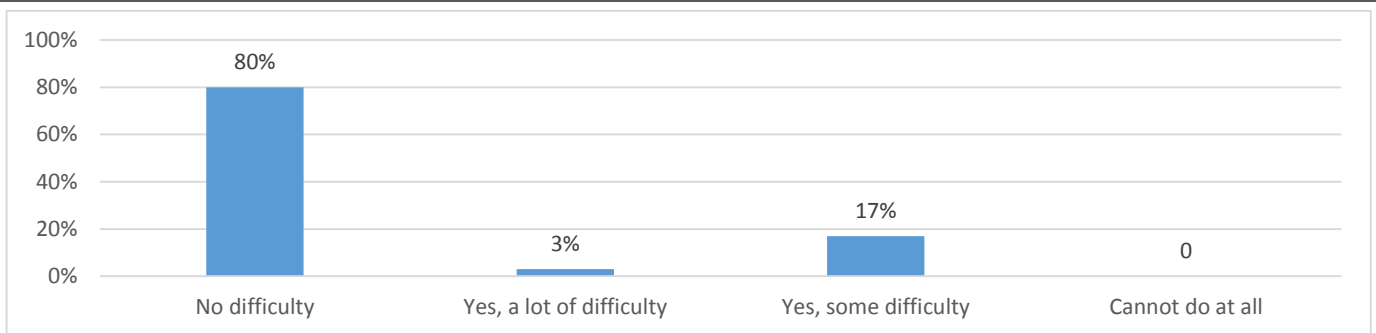
Gender Distribution



Distribution by age:

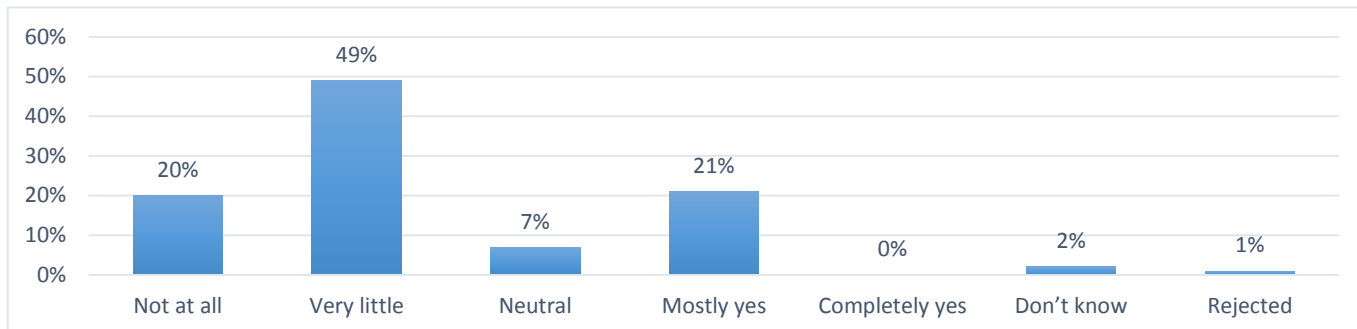
15-24: 2
 25-39: 29
 40-54: 42
 55+: 24

1 Do you have any health problem?



- Women- 86% no difficulty, 3% a lot of difficulty and 11% some difficulty
 Men- 46% no difficulty, 3% a lot of difficulty and 20% some difficulty
- Brahmin – 100% no difficulty
 Chhetri – 92% no difficulty and 8% some difficulty
 Dalit – 100% some difficulty
 Janajati – 100% some difficulty
 Newar – 78% no difficulty, 4% a lot of difficulty and 18% some difficulty
 Other– 67% no difficulty and 33% some difficulty
 Tamang– 100% no difficulty
- 15-24 – 100% no difficulty
 25-39 – 100% no difficulty
 40-54 – 83% no difficulty and 17% some difficulty
 55+ – 50% no difficulty, 13% a lot of difficulty and 38% some difficulty

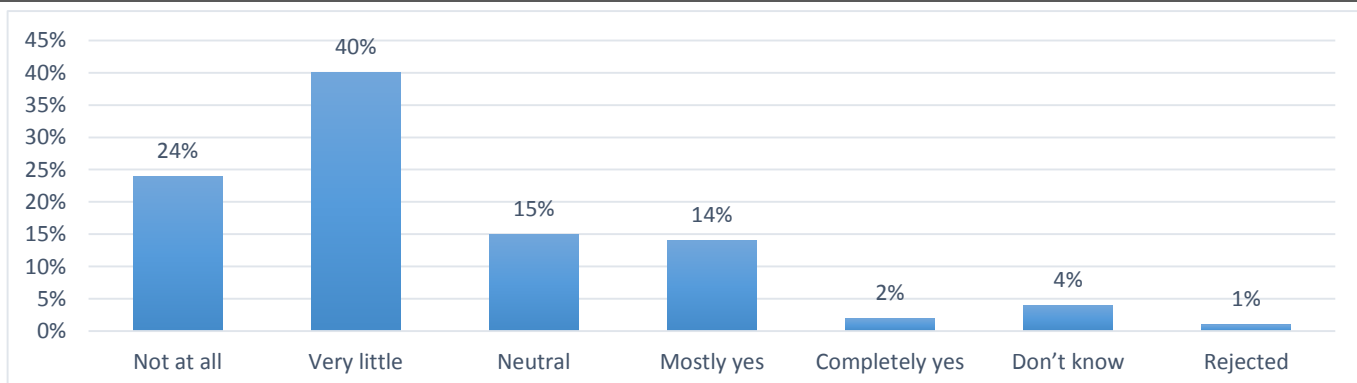
2 Are your main problems being addressed?



Among total people surveyed, 76% of people (saying not at all, very little and staying neutral) in Bhaktapur responded that their main problems are not being addressed. Of those, the biggest problem was long term shelter/housing (82%) and second biggest problem was financial support (37%)

- Women – 77% negative, 6% neutral and 17% positive;
Men – 65% negative, 8% neutral and 25% positive, 2% Don't know, 2% Refused
- Brahmin – 80% negative, 20% neutral, 0% positive
Chhetri – 77% negative, 15% neutral and 8% positive
Dalit – 100% negative
Janajati – 100% positive
Newar – 67% negative, 6% neutral and 25% positive
Other – 67% negative and 33% positive
Tamang – 80% negative, 20% refused
- 15-24 – 100% negative
25-39 – 72% negative, 7% neutral and 21% positive
40-54 – 67% negative, 7% neutral and 26% positive
55+ – 67% negative, 4% neutral and 25% positive

3 Are you satisfied with what government is doing for you after the earthquake?

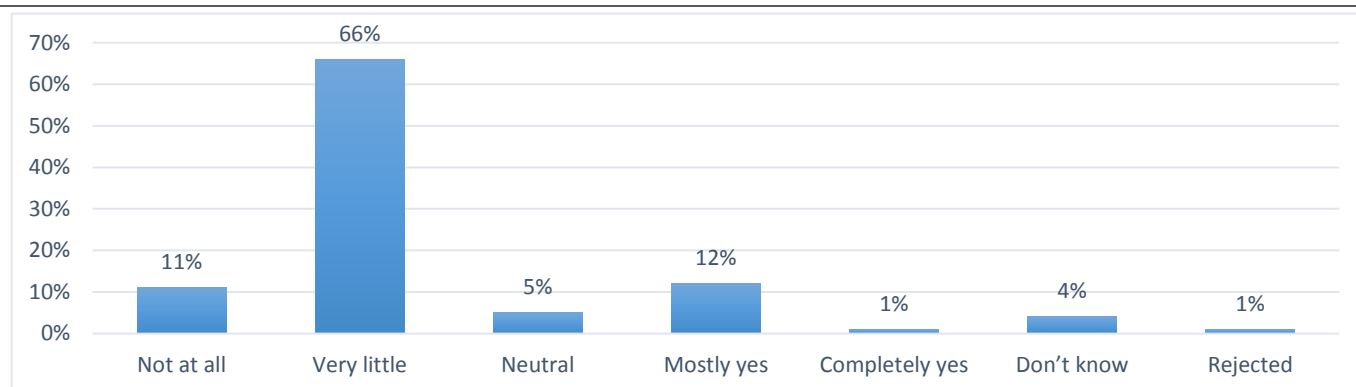


Of the 79% of people (saying not at all, very little and staying neutral) who were not satisfied, the top needs identified were building materials (47%) and second important need was cash for work (35%).

Only 5% of farmer responded that seed and fertilizers as their second important need from Government.

- Women – 69% negative, 20% neutral and 9% positive;
Men – 62% negative, 12% neutral and 29% positive
- Brahmin – 20% negative, 20% neutral, 0% positive, 40% Don't know, 20% Refused
Chhetri – 46% negative, 15% neutral and 38% positive
Dalit – 100% Don't know
Janajati – 100% neutral
Newar –71% negative, 14% neutral and 14% positive
Other– 33% negative, 33% neutral and 33% positive
Tamang–100% negative
- 15-24 –50% negative and 50% positive
25-39 –52% negative, 14% neutral and 28% positive
40-54 –71% negative, 14% neutral and 7% positive
55+ – 63% negative, 21% neutral and 17% positive

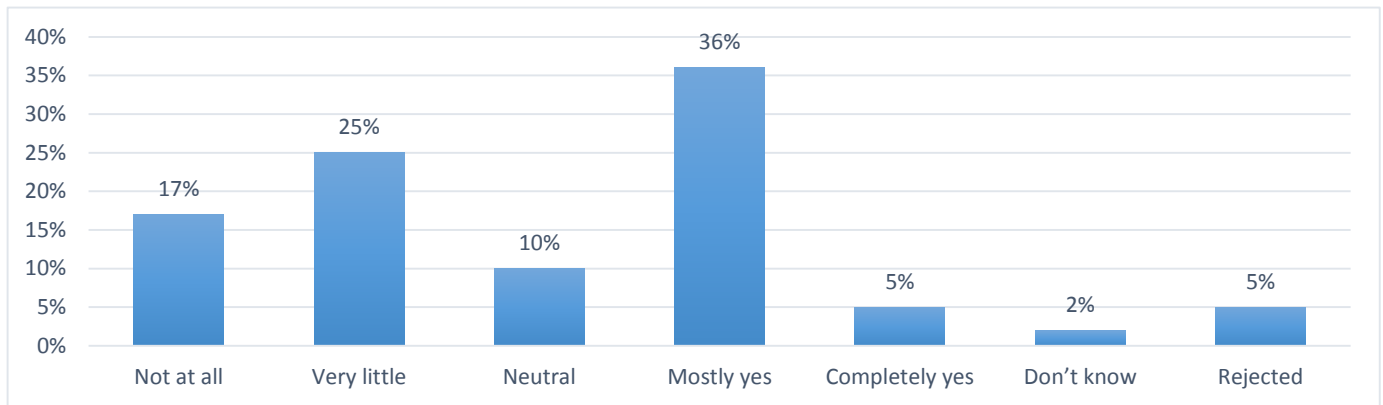
4 Do you have information you need to get relief and support?



Of those who responded negatively to this question, the top information need were identified as news about government decisions (48%) and second important need was information on how to get shelter materials (45%). Those saying not at all, 64% were female respondents.

- Women – 94% negative, 3% neutral and 3% positive;
Men – 68% negative, 6% neutral and 18% positive
- Brahmin – 80% negative, 20% neutral
Chhetri – 100% negative
Dalit – 100% negative
Janajati –100% negative
Newar –71% negative, 4% neutral, 18% positive and 6% Don't know
Other– 67% negative, 33% neutral
Tamang–100% negative
- 15-24 –50% negative, 50% neutral
25-39 –79% negative, 10% neutral and 10% positive
40-54 –69% negative, 2% neutral and 21% positive
55+ – 88% negative, 4% neutral and 8% Refused

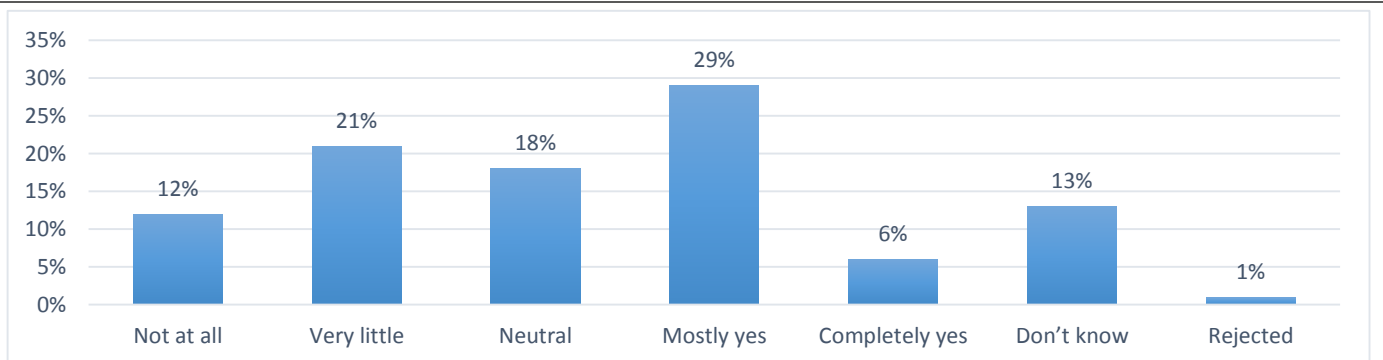
5 Are you satisfied with what NGOs are doing for you after earthquake?



Of the 52% of people (saying not at all, very little and staying neutral) who state they are not satisfied with NGO support, the top need and second most important need identified were the same as those desired from government: building materials (56%) and cash for work (38%) respectively.

- Women – 31% negative, 11% neutral, 49% positive and 6% Don't know;
Men – 48% negative, 9% neutral, 37% positive and 6% Refused
- Brahmin – 33% negative and 67% positive
Chhetri – 54% negative, 23% positive and 15% Don't know;
Dalit – 100% neutral
Janajati – 100% positive
Newar – 42% negative, 11% neutral, 43% positive and 4% Refused
Other – 67% negative and 33% positive
Tamang – 40% negative, 20% neutral and 40% positive
- 15-24 – 50% negative and 50% positive
25-39 – 48% negative, 7% neutral, 24% positive and 14% Refused
40-54 – 38% negative, 14% neutral and 48% positive
55+ – 42% negative, 8% neutral and 46% positive

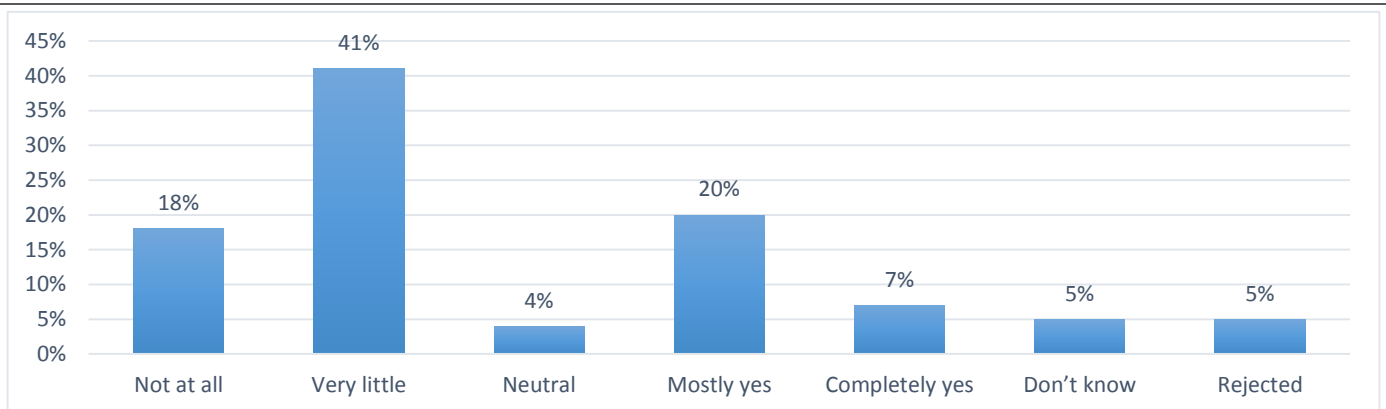
6 Is support provided in a fair way?



The main barriers to support being provided in a fair manner, as identified by the 51% of people (saying not at all, very little and staying neutral) who responded that support was not provided fairly, the top and second most important reasons identified were first come first served (41%) and based on distance (31%) respectively. Those saying don't know as their response, 85% were female.

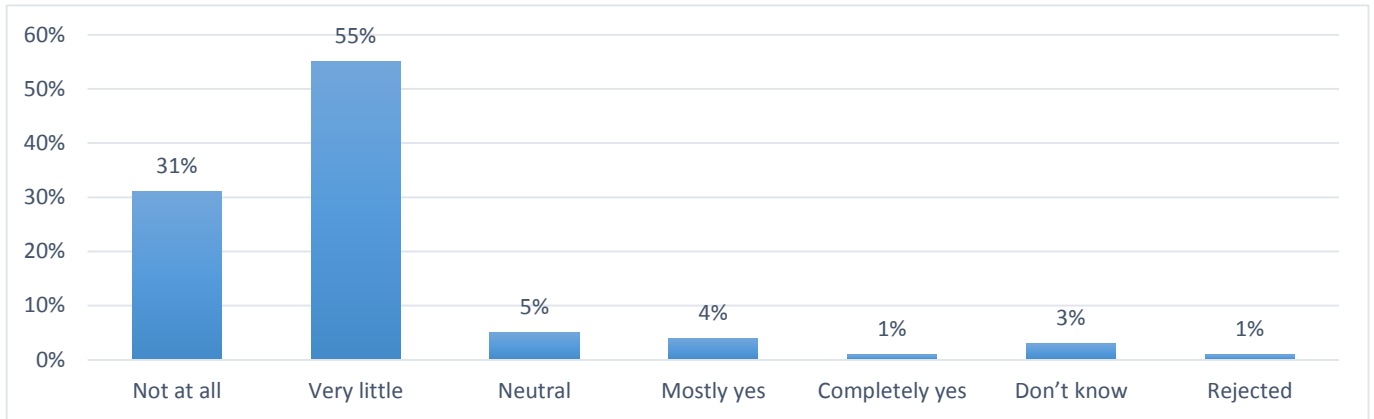
- Women – 26% negative, 14% neutral, 29% positive and 31% Don't know;
Men – 37% negative, 20% neutral and 38% positive
- Brahmin – 40% negative, 40% neutral, 20% positive
Chhetri – 62% negative, 15% neutral and 23% positive
Dalit – 100% negative
Janajati –100% positive
Newar –26% negative, 18% neutral, 39% positive and 15% Don't know
Other– 80% negative, 20% neutral
Tamang–20% negative, 40% neutral and 40% positive
- 15-24 –50% negative, 50% neutral
25-39 –52% negative, 28% neutral and 14% positive
40-54 –21% negative, 12% neutral, 40% positive and 24% Don't know
55+ – 21% negative, 17% neutral and 63% positive

7 Are you prepared for monsoon?



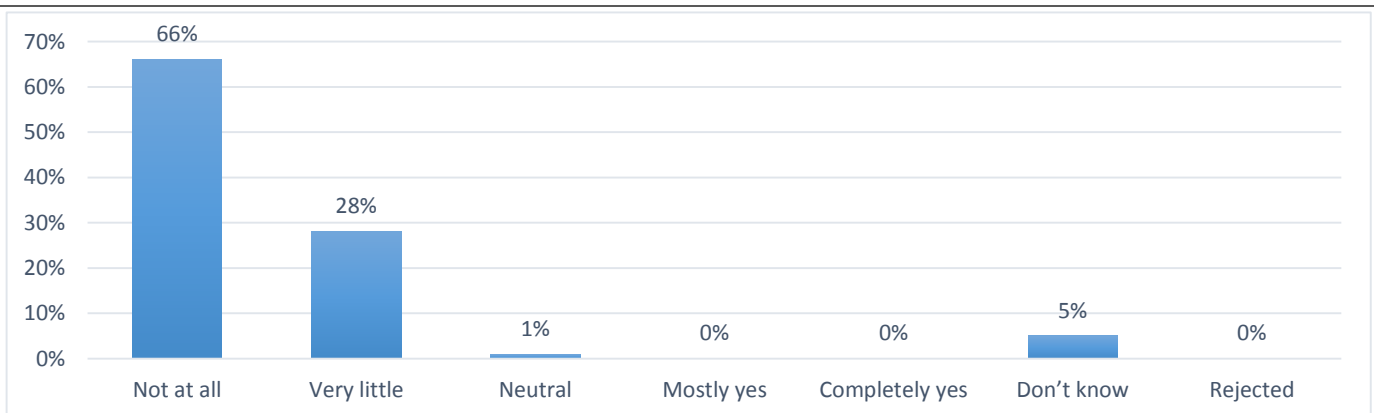
- Women – 66% negative, 9% neutral and 23% positive;
Men – 55% negative, 2% neutral, 29% positive, 8% don't know and 6% refused
- Brahmin – 40% negative, 40% positive and 20% refused
Chhetri – 46% negative, 31% positive and 15% refused
Dalit – 100% negative
Janajati –100% negative
Newar –61% negative, 4% neutral, 26% positive, 6% don't know and 3% refused
Other– 33% negative and 67% positive
Tamang–80% negative, 20% neutral
- 15-24 –50% negative and 50% positive
25-39 –34% negative, 7% neutral, 45% positive and 10% refused
40-54 –67% negative, 5% neutral, 17% positive and 10% don't know
55+ – 75% negative, 21% positive and 4% don't know

8 Do you feel you have been heard?



- Women – 91% negative, 3% neutral, 3% positive and 3% don't know;
Men – 83% negative, 6% neutral, 6% positive and 3% don't know
- Brahmin – 100% negative
Chhetri – 85% negative, 15% neutral
Dalit – 100% negative
Janajati – 100% negative
Newar – 85% negative, 4% neutral, 7% positive and 3% don't know
Other – 100% negative
Tamang – 80% negative, 20% don't know
- 15-24 – 100% negative
25-39 – 93% negative, 7% neutral
40-54 – 83% negative, 5% neutral and 10% positive
55+ – 79% negative, 4% neutral, 4% positive and 8% don't know

9 Overall, is post-earthquake relief effort making progress?

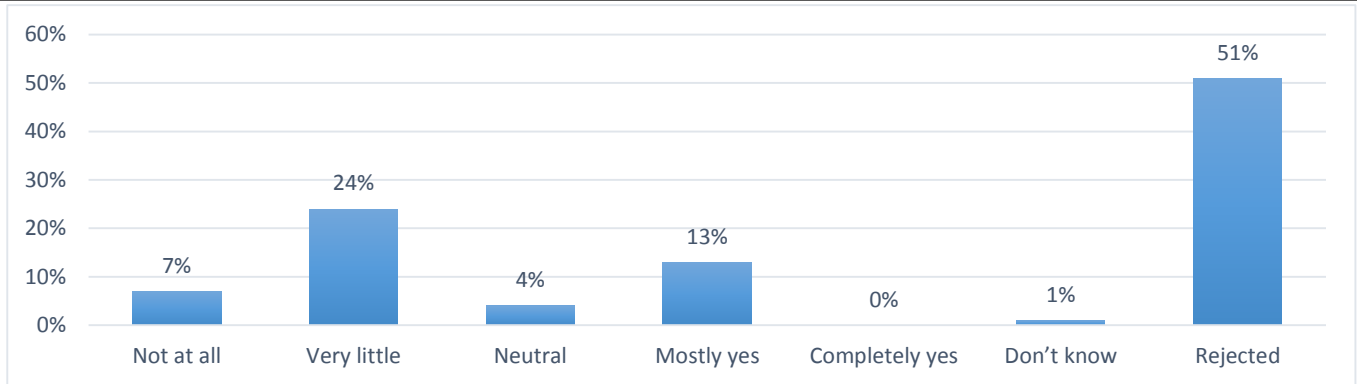


- Women – 97% negative, 3% don't know;
Men – 92% negative, 2% neutral and 6% don't know
- Brahmin – 100% negative
Chhetri – 100% negative
Dalit – 100% negative

Janajati –100% negative
 Newar –93% negative, 1% neutral, 0% positive and 6% don't know
 Other– 100% negative
 Tamang–80% negative, 20% don't know

- 15-24 –100% negative
 25-39 –97% negative, 3% don't know
 40-54 –98% negative, 2% neutral
 55+ – 83% negative, 17% don't know

10 As women, are your particular problem being addressed?



Of the female respondents in Bhaktapur, 35% of women (saying not at all, very little and staying neutral) claim that their particular problems are not being addressed. The biggest problem and second biggest problems identified by these women were long term shelter/housing (60%) and financial support (32%) respectively

- Women – 68% negative, 6% neutral and 26% positive;
- Brahmin – 100% positive
 Chhetri – 20% negative, 10% neutral, 10% positive and 60% refused
 Janajati –100% positive
 Newar –37% negative, 4% neutral, 6% positive and 52% refused
 Other– 100% refused
 Tamang–25% negative, 50% positive and 25% refused
- 15-24 –100% negative
 25-39 –77% negative, 15% neutral, 7% positive
 40-54 –56% negative, 38% positive, 6% don't know
 55+ – 60% negative, 40% positive
